



## HOME LEARNING

YEAR 5

22/04/2020

### Morning Message

Bonjour Year 5,

We hope you enjoyed yesterday's learning and wrote some fantastic short stories. Make sure you are using the 'remember to include' box as this is just like our success criteria in school. Today you have a new picture to use to write diary entries (we know you love writing diary entries!) and you will continue your work on multiplying fractions. If you find any of the work challenging, YouTube has some fantastic videos to support you.

#### Answer to yesterday's riddle:

A sponge

#### Today's riddle:

What answer can you never answer yes to?

Hope you are all doing well,  
Mr McCann and Ms Gayer

### Today's Picture



### Writing

#### Diary entry

Have you ever wondered how the Earth was created? Yes, yes, yes, we've all been told various theories like the 'Big Bang' by so-called 'genius' scientists with brilliant minds, but what if in

reality it is much more simple? Well, the truth is that they made the Earth. The Creators.

Look! There's one of them now, placing his enormous booted foot in the middle of the river. Can you see how he holds his tape measure up against the skyscraper? He's just making minor adjustments. Often, their work is far more impressive. Sometimes, it can even be destructive. It depends on their current plan, and their current mood. You see there's not just one of them. Oh no! There are hundreds of them! The Creators move among us: planning, plotting, building, inventing.

Task: Write a diary entry from the perspective of one of The Creators.

Remember to include:

- Thoughts and feelings about the events of the day
- Describe the action. What did your creator make? Was there any problems during creation?
- Write in the past tense to report action, present tense if you are describing your feelings at the very moment and the future tense if you want to discuss the future.
- Use powerful vocabulary to enhance your descriptions and relative clauses.

## Reading

### Day 3 – Teacher questions

#### On the lines

1. Where did Tom's parents move from?
2. What was the name of the class hamster?
3. Give three adjectives that the author uses to describe Josie

#### Between the lines

1. What do you think the author means by 'simple' maths?
2. Why does Michael often trip up or bump into things?
3. Why do you think the narrator thinks the teachers are describing Michael as being clever?

#### Beyond the text

1. Do any of the characters remind you of someone you know? Explain your answer.

## Maths

Today you will multiply a whole number and a mixed number together using a method of multiplying the whole and parts separately. Again, you might find it useful to use bar models to help you answer some questions.

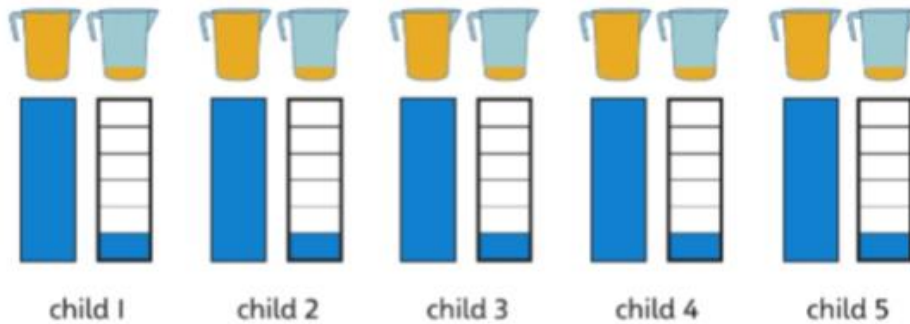
**Key vocabulary:** whole, part, multiply, improper fraction, mixed number, denominator, numerator and conver



- 1** a) 5 children take part in the Soup Challenge.  
How many jugs of stock do the children use in total?
- b) How many onions do the children use in total?

## Share

a) 5 children use  $1\frac{1}{6}$  jugs of stock each.



I will multiply the wholes first, then the fractions. Then I can add the answers together to find the total!

Multiply the wholes:

$$1 \times 5 = 5$$



Multiply the parts:

$$\frac{1}{6} \times 5 = \frac{5}{6}$$



$$\text{Add to find the total: } 5 + \frac{5}{6} = 5\frac{5}{6}$$

The children use  $5\frac{5}{6}$  jugs of stock in total.



b) Each child needs  $1\frac{1}{2}$  onions.



Multiply the wholes:  $1 \times 5 = 5$

Multiply the parts:  $\frac{1}{2} \times 5 = \frac{5}{2} = 2\frac{1}{2}$

Add together:  $5 + 2\frac{1}{2} = 7\frac{1}{2}$

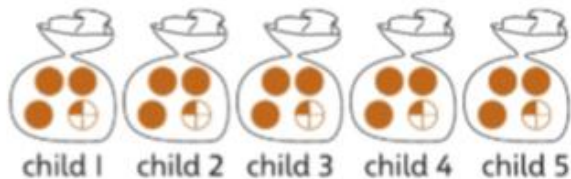
The children use  $7\frac{1}{2}$  onions in total.

I will convert the improper fraction into a mixed number to make it easier to add.



## Think together

1 Each child also needs  $3\frac{1}{4}$  potatoes. How many potatoes are needed in total?



Multiply the wholes:  $\square \times 5 = \square$

Multiply the parts:  $\frac{\square}{\square} \times 5 = \frac{\square}{\square} = \square \frac{\square}{\square}$

Add together:  $\square + \square \frac{\square}{\square} = \square \frac{\square}{\square}$

The children need  $\square \frac{\square}{\square}$  potatoes in total.

- 2 a) Work out  $1\frac{2}{5} \times 4$ .

Yellow		White		White	
Yellow		White		White	
Yellow		White		White	
Yellow		White		White	

- b) Explain how you can use your answer to work out these multiplications.

$$2\frac{2}{5} \times 4$$

$$1\frac{2}{5} \times 5$$

- 3 Mrs Dean gave 4 onions to each of the 5 children.

Each child used  $1\frac{1}{2}$  onions for the soup.

How many onions are left over in total?

CHALLENGE

I will use my answer from earlier and subtract.



I will work out how many each child has left over and then multiply by 5.



Now complete pages 113-115 in your power maths books.

Tuesday and Thursday: Go on the Mathletics website to complete the tasks that have been set.

<https://www.mathletics.com/uk/>

## Weekly Spellings

During summer term, we will be recapping on all the spelling rules that we have learnt over the past two terms. The rule for this week is **endings spelt -cious or -tious**. Please practise learning the words every day by putting the words in sentences and get an adult to test you on Friday.

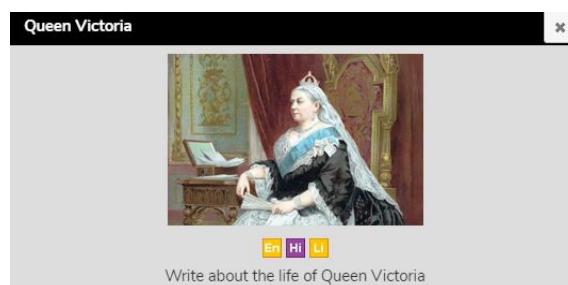
e.g. I wasn't even conscious of what was happening.

malicious  
delicious  
conscious  
capricious  
ferocious  
gracious  
pernicious  
spacious  
precious  
vicious  
nutritious  
cautious  
superstitious  
sententious  
infectious  
ambitious  
scrumptious  
conscientious  
surreptitious  
repetitious

## Foundation Work (for the week)

### The Victorians

This week you will be researching the life of Queen Victoria and writing a biography of her life. This task has been set for you on Purple Mash. Go to the red To Do button at the top left of your screen. When you have finished your work for the day, click on the red arrow at the top right of the screen and then save and exit. You will be asked if you want to continue the work or hand it in. Only hand it in when you have finished your weekly task and then your teacher can look at your work.



## Diary

Write a diary of what work and activities you did today. Remember to include your emotions and opinions.

