



HOME LEARNING

YEAR 5

21/05/2020

Morning Message

Habari za asubuhi Year 5,

We hope you enjoyed writing acrostic poetry yesterday about graffiti. Graffiti is an interesting topic of discussion and we are sure you all had strong opinions about whether it is art or not. A fun fact for you: Did you know graffiti was founded in the 1960s in Philadelphia, USA and was used to give political messages. Today you have a new picture to use in English and you will notice you have no new maths book work. This is because we have finished book 5B and want to start 5C after half term. Today you will be attempting some challenge questions around the topic.

Answer to yesterday's riddle:

Silence

Today's riddle:

What's black and white and read all over?"

Keep smiling,

Mr McCann and Ms Gayer

p.s we want to set you all a challenge of making a cake. It could be any type of cake with any ingredients. We just want you to take control and lead the baking!

Today's Picture



Writing

Out of the blocks

Like a venomous snake coiled before making a deadly strike, they waited...

Bang! The gunshot echoed around the stadium, and the athletes sprang out of the starting blocks. Within moments, they were tearing up the track with ferocious speed.

She could hear the pounding footsteps of the athletes around her, and out of the corner of each eye she caught a glimpse of their presence beside her.

She streamlined her thoughts, channelled her energy, and focused on the one thing that meant more to her than anything: winning the gold medal...

Your task: Imagine you're the girl in the picture. Write an internal monologue about how you are feeling and what is happening. We wrote monologues to describe how Fred was feeling after the plane crash in *The Explorer* and you wrote them last week.

Remember:

A monologue is a speech delivered by one person, who exposes inner thoughts and provides insights into his or her character.

The character/person speaks out their thoughts about a specific event or situation and tells us how they are feeling at that particular time.

- Write in first person throughout (I think/I feel)
- Use emotive and descriptive language
- It is what you are thinking so you're writing as if you are speaking it.

Show your personality and how you would honestly feel in that situation.

Reading

Day 4

Day 4 – Write your questions

Using the extract from *We See Everything* practise writing:

- x3 on the line questions
- x3 between the lines questions
- x3 beyond the text question

Once you have finished ask your parent or sibling to answer them for you and mark their answers.

Tips to help:

On-the-line questions

Remember, these are simple questions that the reader can find and retrieve from the text.

e.g. How many times did Amina practise her speech before?

Between the lines

Remember, these are questions that you need to infer (work out) from clues in the text. The answer is not always obvious.

e.g. Which words tells us that Amina is frightened?

Beyond the text questions

Remember, these are questions you can link to your own life experiences or perhaps to other art (books, films, tv) that you have encountered. The answer to these questions is not written in the text – the reader needs to work out the answers.

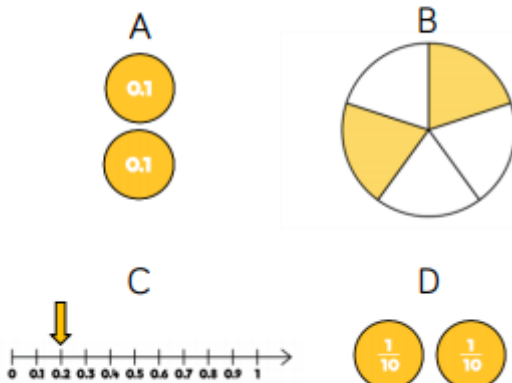
e.g. Have you ever felt like Amina? Describe the situation.

Maths

Today you have the opportunity to try some challenge questions about the unit we just covered. These are here to challenge yourself so try your best and hopefully you'll have some fun investigating them.

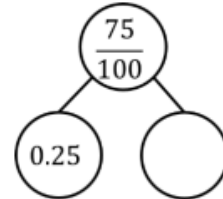
Odd one out

Which of the images below is the odd one out?



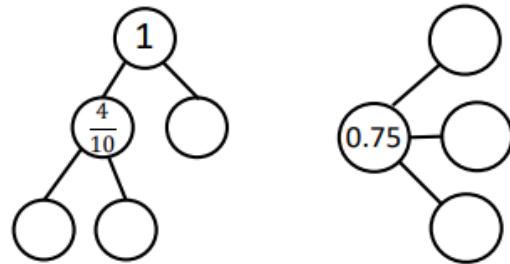
Explain why.

How many different ways can you complete the part-whole model using fractions and decimals?



Create another part-whole model like the one above for your partner to complete.

Now complete the following part-whole models using fractions and decimals.



Use the digits 3, 4 and 5 to complete the decimal number.



List all the possible numbers you can make.

Write these decimals as mixed numbers.

Choose three of the numbers and write them in words.

Weekly Spellings

The rule for this week is **endings spelt -able, ible, ably and ibly**. Please practise learning the words

every day by putting the words in sentences and get an adult to test you on Friday.

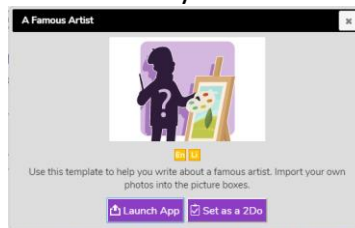
e.g. They argued their actions had nothing to do with the riot, but I think that's debatable.

debatable
knowledgeable
pleasurable
capable
justifiable
comprehensible
responsible
irreversible
impossible
accessible
inconsiderably
indescribably
unimaginably
unbelievably
remarkably
irresponsibly
plausibly
horribly
feasibly
forcibly

Foundation Work (for the week)

Art – due Friday at 12pm

This half term we would be looking at the artists Frank Auerbach and Friedensreich Hundertwasser and how they use the skill of drawing to create their artwork. This week we would like you to choose one of these two artists and complete the template. We would like if you find out about their style of drawing, their life and you may import your own photos that you find.



Diary

Write a diary of what work and activities you did today. Remember to include your emotions and opinions.