



HOME LEARNING

YEAR 5

14/05/2020

Morning Message

Good morning Year 5,

I'm sure you wrote some fantastic newspaper articles yesterday about the Air Hotel 3000 embarking on its maiden trip! Today you will be continue writing a short story for the picture below. Remember to think about the emotions the characters might be feeling.

Answer to yesterday's riddle:

A towel

Today's riddle:

What gets bigger the more you take away?

Have a lovely day,
Ms Gayer and Mr McCann

Today's Picture



Writing

Journey at Sunrise

As soon as the orange hue of the sun peeked up above the horizon, providing enough light for them to see the treacherous road in front of them, they set off. Time was of the essence. The smoke that still rose from the scorched earth gave an ethereal glow as it combined with the rays of morning sunlight. In some places, the fires still raged. They were fortunate to have escaped...

Your task: Write a short story by continuing from above

Things to think about:

- Why do you think the people are fleeing in such haste?
- Where do you think they are?
- What has happened to them over the last 12 hours?
- What emotions do you think they are experiencing?
- Where would you go if you were there?
- What advice would you give them?

Remember to:

- Create atmosphere using good vocabulary

- Include dialogue
- Use parentheses, figurative language and relative clauses to aid descriptions

Reading

Day 4 – Write your questions

Using the extract from *A Boy Called M.O.U.S.E* practise writing:

- x3 on the line questions
- x3 between the lines questions
- x3 beyond the text question

Once you have finished ask your parent or sibling to answer them for you and mark their answers.

Tips to help:

On-the-line questions

Remember, these are simple questions that the reader can find and retrieve from the text.

e.g. How many times did Amina practise her speech before?

Between the lines

Remember, these are questions that you need to infer (work out) from clues in the text. The answer is not always obvious.

e.g. Which words tells us that Amina is frightened?

Beyond the text questions

Remember, these are questions you can link to your own life experiences or perhaps to other art (books, films, tv) that you have encountered. The answer to these questions is not written in the text – the reader needs to work out the answers.

e.g. Have you ever felt like Amina? Describe the situation.

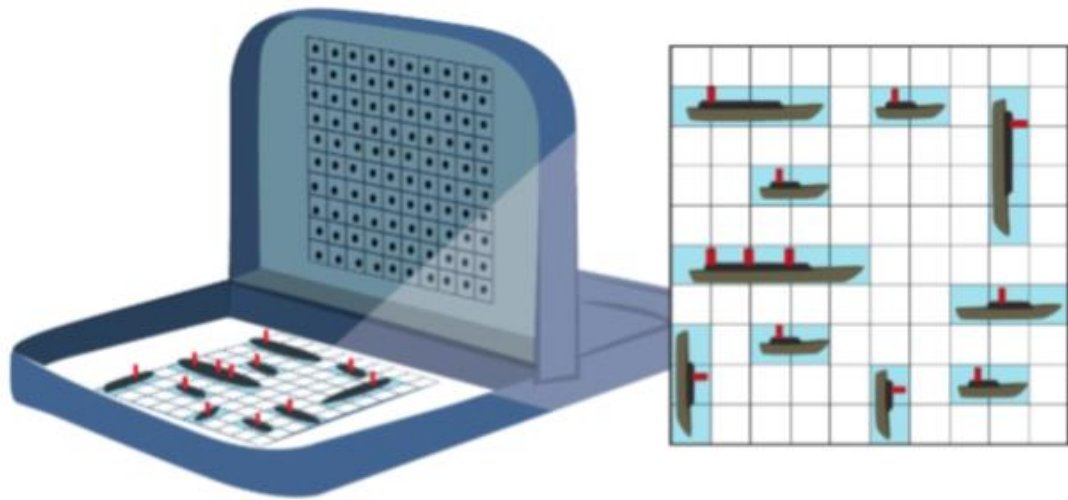
Maths

Decimals and percentages (Lesson 10)

In this lesson you will learn to understand percentages represented through different diagrams. Per cent (%) means 'numbers of parts per 100'. If you know that per cent means out of 100, you can work out missing information in grid representations. For example, if you know that 35% of a painting is blue and the rest is red, 65% must be red – $35\% + 65\% = 100\%$.

For this lesson, a hundred square grid (see on next page) will be useful to help work out percentages. IF possible, print one out. Make sure you shade in in pencil so you can rub it out and use again.

Key vocabulary: percentage, total, out of, per cent (%), hundredths grid, whole, millimetre (mm)



1 a) Reena has placed her ships on the grid.

How much of the grid is covered?

How much of the grid is empty?

b) She removes these two ships.

Now how much of the grid is covered and how much is empty?



Share

- a) The grid is 10 rows of 10 squares.

$$10 \times 10 = 100$$

There are 100 squares in total.

The ships cover 29 out of 100 squares.

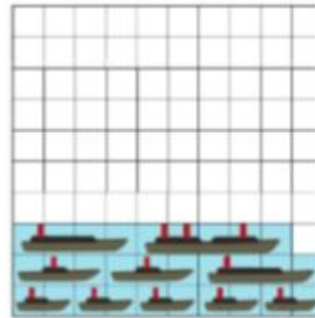
$$100 - 29 = 71$$

So 71 squares out of 100 are not covered.

Per cent (%) means 'parts out of 100'. So 1 per cent means 1 part out of 100 or $\frac{1}{100}$. 10 per cent means 10 parts out of 100 or $\frac{10}{100}$.



I moved the ships side by side to make it easier to work out.



Percentages can describe this situation.

29% of the grid is covered.

71% of the grid is empty.

- b) The two ships covered $4 + 3 = 7$ squares.

$$29 - 7 = 22$$

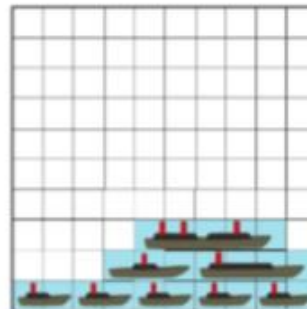
So now only 22 out of 100 are covered.

22% of the grid is covered.

$$100 - 22 = 78$$


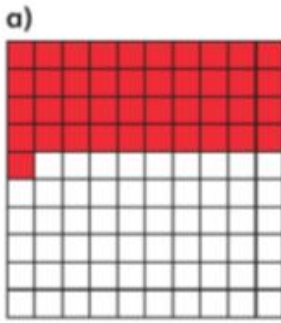
So now 78 out of 100 squares are uncovered.

78% of the grid is empty.



Think together

1 What percentage is shaded in these diagrams?


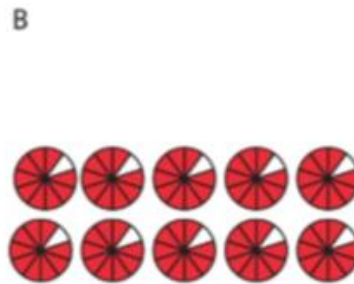



In one of these hundredths grids the whole is shaded. I wonder if that is 1%.







2 Each of the pictures represents a percentage.

Which one is the odd one out?



CHALLENGE

- 3 a) Emma and Zac are discussing 1% and 100%. Do you agree with Emma or Zac?



These all show different percentages, because they are different shapes and sizes.




Emma

No, I think these all show the same percentage. Each percent looks different because each whole is a different shape or size.



Zac

- b) Max has drawn a diagram. He says it shows 1%. Do you agree?



Now complete pages 157 - 159 in your power maths books.

Thursday: Go on the Mathletics website to complete the tasks that have been set.

<https://www.mathletics.com/uk/>

Weekly Spellings

The rule for this week is **endings spelt –ent, -ence or –ency**. Please practise learning the words every day by putting the words in sentences and get an adult to test you on Friday.

e.g. She has the power of ancient healers to return to life that which otherwise wouldn't live.

innocent
magnificent
translucent
intelligent
indulgent
ancient
emergent
benevolent
confidence
consequence
licence
emergence
benevolence
independence
regency
emergency
urgency
tendency
dependency
independency

Foundation Work (for the week)

Victorians – due Friday at 12pm

As you all enjoyed the Queen Victoria biography task we thought you would like to complete another activity about the Victorians. During the Victorian times life was very different than it is for us now. A major difference was the transport used in the Victorian times compared to now. Now we have the luxury of cars, buses and the London Underground but back then it was much different.

Task: research transport in the Victorian era and then Compare forms of transport we use today with those from the past.

Old and New Transport



EN HI LI

Compare forms of transport we use today with those from the past.

 Launch App

 Set as a 2Do

Go to the red To Do button at the top left of your screen. When you have finished your work for the day, click on the red arrow at the top right of the screen and then save and exit. You will be asked if you want to continue the work or hand it in. Only hand it in when you have finished your weekly task and then your teacher can look at your work.

Diary

Write a diary of what work and activities you did today. Remember to include your emotions and opinions.