



HOME LEARNING

YEAR 5

1/05/2020

Morning Message

доброе утро Year 5,

We hope you enjoyed writing your setting descriptions yesterday and you managed to use your five senses! Today you have a new image that you will be writing a short story from. The story has already been started for you, so remember to continue on from that!

Answer to Thursday's riddle:

Short

Today's riddle:

What has a bottom at the top?

Have a lovely day and weekend,
Ms Gayer and Mr McCann

Challenge: For the final art challenge of the week (this one is tricky!) we'd like you to attach a pencil to an object like a wood spoon and then try drawing an object, such as a chair, with the added length of the spoon to your pencil. See picture below for clarity. Enjoy!



Today's Picture



Writing

Story time

Write a short story continuing on from the opening below:

For the last few days, they had been falling from the sky. Nobody knew where they had come from; nobody knew why they were there. The mysterious objects, most of them spherical in shape, lay there on the beach, motionless, immovable despite the tide's best efforts to eradicate them from the shoreline. Then, a crack began to appear on the surface...

Remember to:

- Give your story a title once you have finished
- Include writing features that will create atmosphere such as short sentences, rhetorical questions, powerful vocabulary and onomatopoeia.
- Use figurative language and your senses to describe
- Develop character through dialogue, show me not tell me and action.
- Use relative clauses, expanded noun-phrases and parentheses through your descriptions

Reading

Day 5 – Prediction/Summarise

- 1) Write a prediction for what you think will happen in the rest of the story
- 2) Write a summary of the extract in 3 sentences
- 3) What are the themes of the story from the extract?

Some questions to think about:

Knowing the title of the story is A New Hero what do you think will happen to Trick?

Are his family rich? Are they poor? What does this tell us about Trick?

Is Trick a likely hero?

Maths

Decimals (Lesson 2)

Writing decimals

Today you will continue to learn to read and write decimal numbers (up to two decimal places). This will include learning to read and write decimal numbers greater than 1. Hint: Remember to always use 0 as a place holder when needed. E.g. 7.01 you need the place holder of 0 there, if you got rid of the 0 and wrote it as 7.1 the numbers no longer have the same value. Drawing number lines, and place value grids will help you answer the questions.

Key vocabulary: decimal, number line, place value grid, place value counters, between, tenths, represent, exchange, digit, ones, hundredths, sequence



Isla

Bella

- 1 a) What is Isla's score?
- b) Bella scores 145.

Represent this number in different ways.

Share

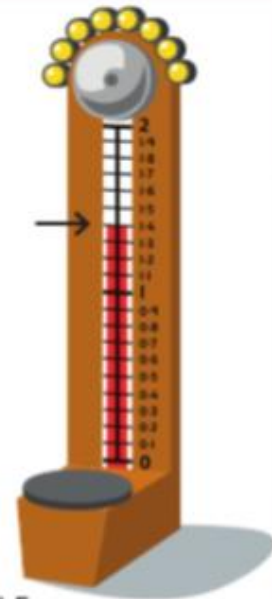
a) Isla's score is between 1 and 2.



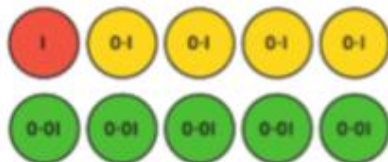
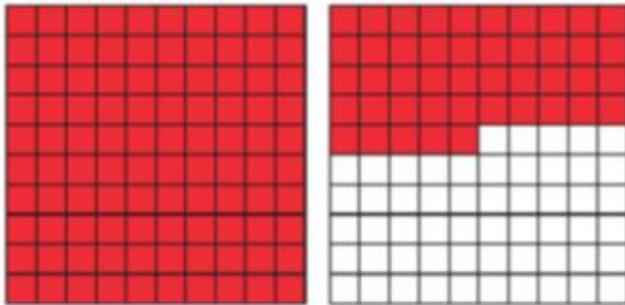
I will count each interval on the number line.



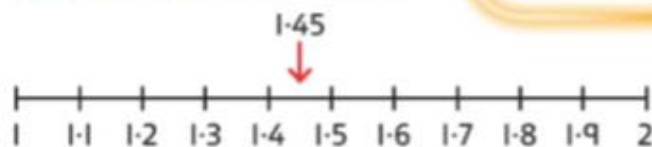
The scale is divided into tenths. Isla's score is 1.4.



b) Bella's score is 1.45. This is half-way between 1.4 and 1.5.

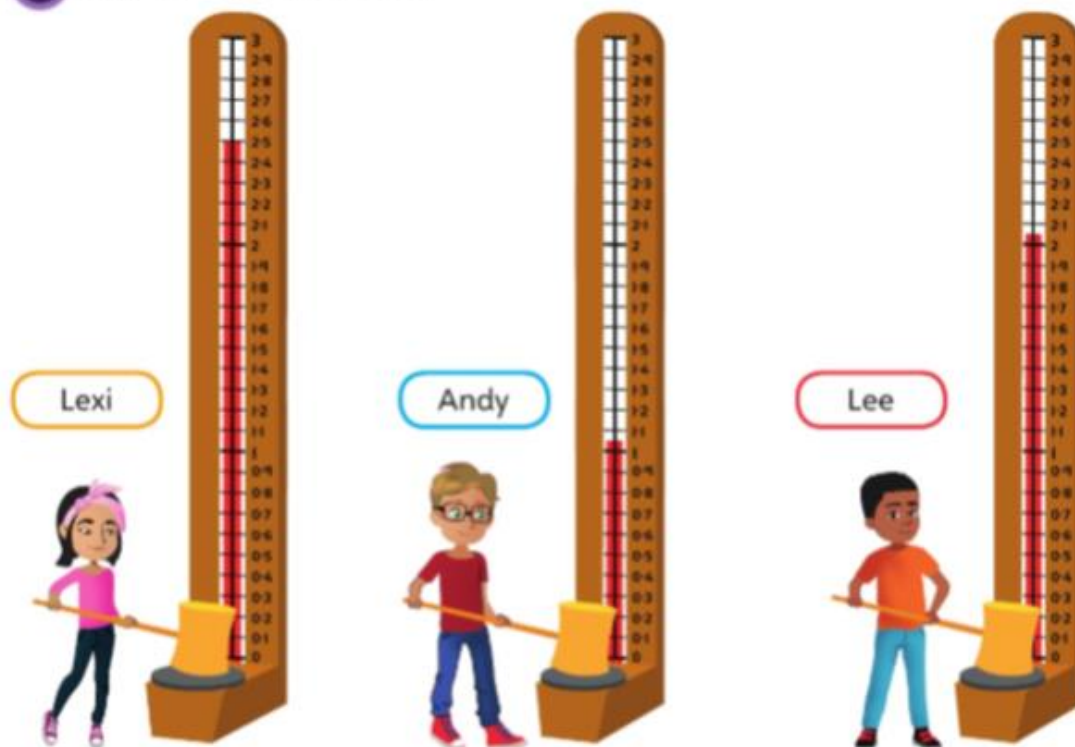


I can represent 1.45 in different ways.



Think together

1 Who has a score of 2.05?



2 Show each of these numbers on a number line.

a)

0	•	Tth	Hth
• •	•		• • •



c)

0	•	Tth	Hth
2	•	3	0

- 3 Ebo and Kate are counting in tenths. Explain and correct their mistakes.

a)



1-6, 1-7, 1-8, 1-9, 1-10, 1-11

Ebo

b)



2-3, 2-2, 2-1, 2-09, 2-08, 2-07

Kate



I can show the mistakes using place value counters and exchange.



I will show the mistakes by writing the numbers in a place value grid.

Now complete pages 133-135 in your power maths books.

Tuesday and Thursday: Go on the Mathletics website to complete the tasks that have been set.
<https://www.mathletics.com/uk/>

Weekly Spellings

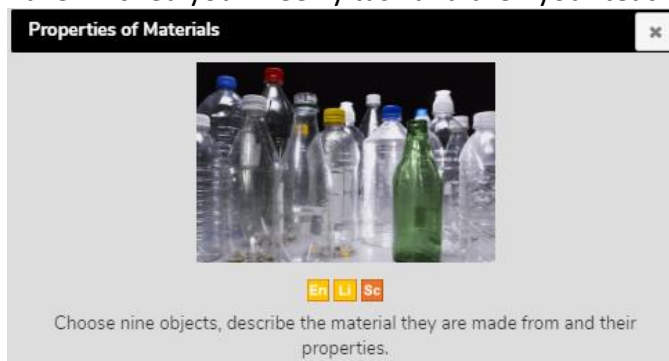
The rule for this week is **endings spelt –cial or –tial**. Please practise learning the words every day by putting the words in sentences and get an adult to test you on Friday.

beneficial
commercial
crucial
financial
official
prejudicial
racial
special
superficial
glacial
circumstantial
credential
initial
sequential
confidential
potential
quintessential
substantial
residential
influential

Foundation Work (for the week)

Properties of materials (due Friday at 12pm)

We are continuing with our topic of materials over this half term. To check to see what you can remember from last half term complete the Properties of Material task by choosing 9 items from around your house and describing their properties. Purple Mash has given you some key vocabulary on the left hand side that you must use and please add a picture so we know which item you are describing. This task has been set for you on Purple Mash. Go to the red To Do button at the top left of your screen. When you have finished your work for the day, click on the red arrow at the top right of the screen and then save and exit. You will be asked if you want to continue the work or hand it in. Only hand it in when you have finished your weekly task and then your teacher can look at your work.



Properties of Materials

En Li Sc

Choose nine objects, describe the material they are made from and their properties.

Diary

Write a diary of what work and activities you did today. Remember to include your emotions and opinions.