



HOME LEARNING

YEAR 4

30/06/2020

Morning Message

Bonjour Year 4! Comment ça va?

Here is the zoom meeting ID, which will be the same for all lessons.

812-8477-8145

Your parents will receive the password via email.

In today's English, you will be writing a funny story. In maths, we are starting a new unit called geometry. What is geometry?

Please also remember to log on to **Accelerated Reader** when you finish a book to complete a quiz.

Continue practising your spellings and multiplication tables. For this, you will be using Purple Mash-**Monster Multiplication**. Please make sure you read every day.

Let's have a great day everyone.
Ms Foster, Ms Greenaway & Mr Sowa

Today's Picture



Writing

Tuesday LO: to write a discovery scene

Your first job today is to write the LO for the week:

LO: To write a funny story

You will not need to write anymore LOs this week, just continue writing from where you left off.

Today we are going to write the first scene using our plans from yesterday. If I were using my plan from yesterday, my first scene might be:

Molly was tired of the horrible, older girl being mean to her at her new school. Every day she said awful things to Molly. She told her that she smelt. She told her that she was stupid. She told her that she was boring. Molly was tired of being miserable, moody and melancholic. She had taken to escaping to the school library at lunchtimes, where she could avoid the bully.

One day, in the library, she was crouched down looking for a book when she heard a noise. It sounded like gas escaping. She peered closer. A puff of smoke emerged from behind the row of books. Molly pulled the books out and was shocked to see a miniature dragon staring back at her. She picked it up on the end of her fingers. More smoke curled from its nostrils.

"About time! I've been stuck in there for ages and I'm very hungry. Young lady, I demand food -steak and chips will do very nicely thank you."

Molly was astonished. But she didn't have time to reply because the librarian had come into the room. She carefully stuffed the dragon into her pocket and hurried back to class.

"If you stay quiet, I'll find you some food when we get home," she murmured to the dragon as they walked back to class.

The rest of the day was a bit of a nightmare. The dragon kept angrily demanding food! A muffled, "Steak and chips now, young lady!" could be heard coming from Molly's direction. Puzzled looks came from the teacher and other children – Molly had to pretend she was equally confused.

"Must be Jimmy Rogers in 4B! He does love his steak and chips!" she said, with a fake grin.

At one point, Amanda Smith pointed at Molly and screamed, "Miss, Molly is on fire!" Molly looked down and saw smoke coming out of her top pocket. She wafted it away hurriedly and made a desperate joke about the weather being so hot that she was starting to steam. Miss. Jackson, luckily, barely looked up. "Get on with your work girls."

Molly was extremely relieved to finally get home into her bedroom and remove the creature from her pocket.

Before writing the opening scene using your plan from yesterday, consider how the above scene is successful. **How have I achieved humour?**

How have I made the reader want to read more?

Now, write your own scene.

Tips for success:

Fronted adverbials to describe the action that follows.

Expanded noun phrases to enhance your writing (complex sentence)

Variety of punctuation – colon, brackets, apostrophes, inverted commas etc

Remember the rule for using inverted commas (speech marks)

Interesting vocabulary – to grab the attention of your reader.

Reading

In your home learning writing book write the date in the margin and write:

Reading- Day 2-Glossary.

Use the list of words that you made yesterday. Use a dictionary to look up each word and write what it means neatly next to the word. Then write your own sentence using that word.

Some words I would like you to start with are:

1. Eucharist
2. Consecrated
3. Rabbi

The **Last Supper** is the final meal that, in the Gospel accounts, Jesus shared with his apostles in Jerusalem before his crucifixion. The **Last Supper** is commemorated by Christians especially on **Maundy Thursday**.

Children to access **Accelerated Reader** whilst at home.

Please follow the link below to the exact same page as the children have seen in school:

<https://ukhosted3.renlearn.co.uk/1922510/Public/RPM/Login/Login.aspx?srcID=s>

Unit 15

Geometry – angles and 2D shapes



In this unit we will ...

- ⚡ Learn to recognise obtuse, acute and right angles
- ⚡ Understand regular and irregular shapes
- ⚡ Name and describe quadrilaterals and triangles
- ⚡ Identify lines of symmetry in shapes and patterns

Do you remember quarter turns and half turns?





We will need some maths words.
Do you recognise any of these words?

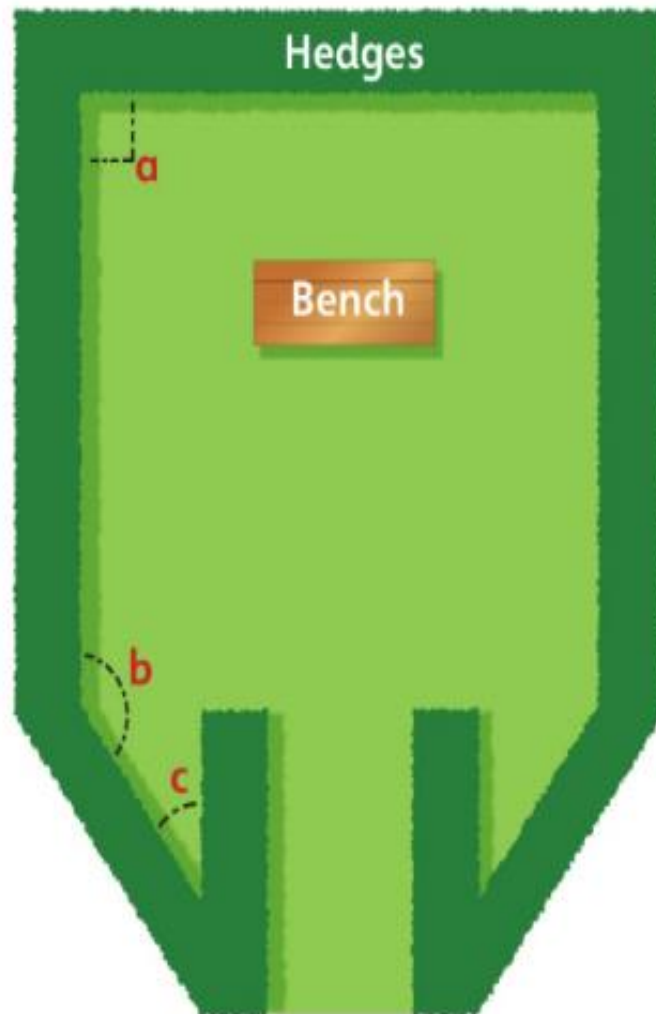
quadrilateral triangle regular
irregular interior angle angle
acute obtuse reflect
right angle symmetrical
isosceles scalene equilateral
line of symmetry reflective symmetry

Can you identify the right angle?
Describe it to your partner.



Identifying angles

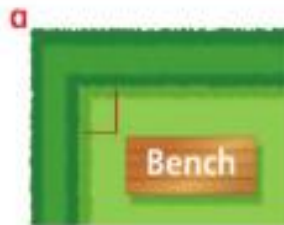
Discover



- 1** a) In which corners (**a**, **b** or **c**) of the garden can the bench be placed?
- b) Explain what is the same and what is different between angles **a**, **b** and **c**.

Share

- a) Angle **a** is the same size as the angle of the corners of the bench so it will fit neatly here.



Angle **b** is larger than the angle of the corners of the bench so it can be placed here.

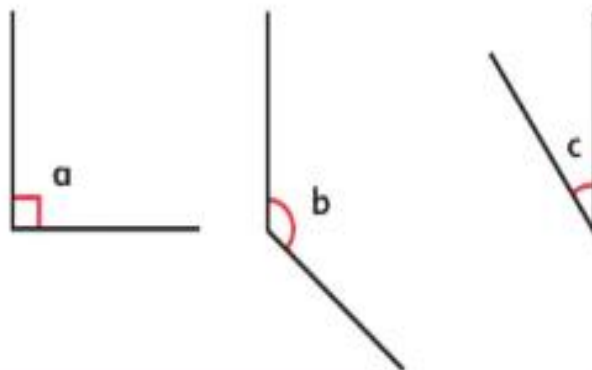


Angle **c** is smaller than the angle of the corners of the bench so it cannot be placed here.



- b) All of the angles measure the turn between two walls of the garden.

Angle **a** is a quarter turn or a right angle.
Angle **b** is larger than a right angle.
Angle **c** is smaller than a right angle.

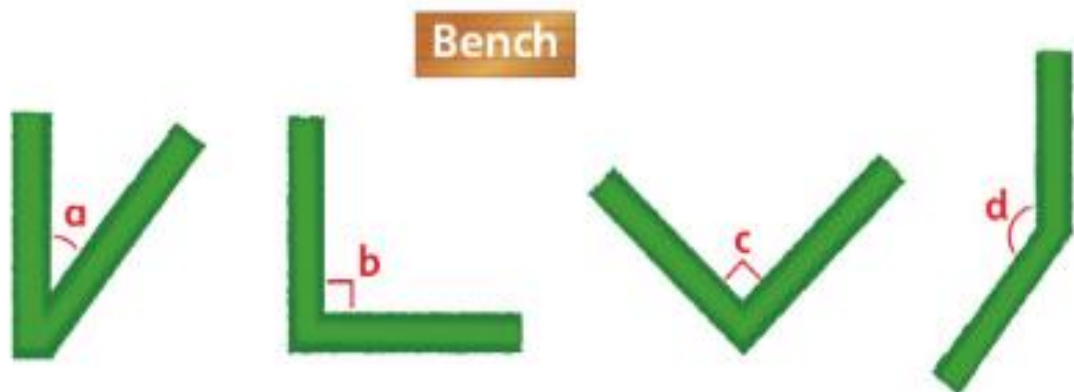


An angle between a quarter turn and a half turn is **obtuse**.
An angle smaller than a quarter turn is **acute**.



Think together

1 Which corners will the bench fit in?



2 Can the bench below fit into the corner? How and why?



I think there is a way of making this bench fit.



- 3 a) To which numbers could the clock hand point to show:
- i) an acute turn?
 - ii) a right angle turn?
 - iii) an obtuse turn?



Acute is the name for an angle less than a right angle.
Obtuse is an angle greater than a right angle.



- b) The clock hand has turned a right angle.



What number could it have been pointing to before it turned?

Now complete **pages 93 - 95** in your Power Maths books.

Tuesday and Thursday: Go on the Mathletics website to complete the tasks that have been set.

<https://www.mathletics.com/uk/>

Weekly Spellings

Spelling focus for the week: We are revising the statutory spelling words for Year 4.

accident	accidentally	although
breathe	business	calendar
continue	disappear	eighth
enough	exercise	experience
favourite	February	grammar

You should know what the word means and be able to use it in a sentence.

Foundation Work (for the week)

Art- due Friday at 12pm

MONOGRAMS:

This week you are going to use your printing skills to design a PE bag which will hold your PE kit next year.

It will have your Monogram on the front which means a pattern made from your initials.



Design brief:

1. Your design must incorporate your initials.
2. Your design must be a repeat.



Method.


1. Write your initials out (for example William Shakespeare would have the initial WS)
2. Rearrange them so they fit together and make a symbol. Use your home learning book to sketch some ideas. Here are some examples.

Draw/photocopy or make a block and design a repeat in your home learning book

3. Go to **Purple-mash**.
4. **There is a 2Do** and put your design into the magnifying glass and it will repeat for you. Save and share and we will be able to see what you have designed.

You may want to have a go at making a PE bag. Here is a video to help you.

<https://youtu.be/XRfuHIR7ImM>.



shutterstock.com • 418149616

Write a diary of what work and activities you did today.
Remember to include your **emotions and opinions**.