



HOME LEARNING

YEAR 4

14/05/2020

Morning Message

Good morning year 4!

In **maths**, we have finished with decimals. The next unit of work is money. What is money? Money can be explained as anything that people use to buy goods and services.

Answer for Wednesday's question was Kingstown. Today's country is **Haiti**. What is the capital of **Haiti**?

Please also remember to log on to Accelerated Reader when you finish a book to complete a quiz.

Continue practising your spellings, multiplication tables using Purple Mash-**Monster Multiplication** and also reading every day.

Let's have an enjoyable day everyone.

Ms Foster, Ms Greenaway & Mr Sowa

Today's Picture



Writing

Story starter!

As soon as the orange hue of the sun peeked up above the horizon, providing enough light for them to see the treacherous road in front of them, they set off. Time was of the essence.

The smoke that still rose from the scorched earth gave an ethereal glow as it combined with the rays of morning sunlight.

In some places, the fires still raged. They were fortunate to have escaped...

Write a story about these people and where they have escaped from. What are they carrying in their cart and where will they go?

Remember:

- **Hook the reader with an interesting opening.**
- **Use fronted adverbials to set the time and scene in an interesting way.**
- **Describe the landscape.**
- **Details to make the place believable: e.g. the weather, time of day, the 5 senses etc.**
- **Descriptions about the character's inner thoughts and feelings.**

- **Built up suspense (Then, out of nowhere...)?**

- **Paragraphs**

Reading

In your home learning writing book write the date in the margin and write Reading Day 4 – **Children's questions** on the text.

Re-read the text

Write **2 On the line** questions for your parent or to answer.

Write **2 Between the line** questions for your parent to answer.

Write **1 Beyond the text** question for your parent to answer.

Ask your parent or brother or sister to write their answers in your book underneath all the questions.

Now with a **different coloured pen mark** their work.

Notice if they are using full sentences, check their spelling and are they really reading and understanding the text?

Write a comment – a star and a wish-well done for.... And next time.....

Help box-

On the line questions are the **Who, What, Why, Where and When and How** questions.

Ex: When did the girl leave for school?

How many umbrellas were there in the stand?

Between the line questions are questions you need to work out from the text or *infer* from reading.

Ex: How do you know that the girl is scared?

What word describes the weather?

Beyond the text questions are ones that you can link to your wider life and experiences or perhaps other art forms-films or books, museum visits or holidays.

Ex: How would you feel if you saw a dragon like the one in the story?

What does this story remind you of?

If you need more examples-look at my questions from yesterday as I follow this format when I write questions for you.

Children to access **Accelerated Reader** whilst at home.

Please follow the link below to the exact same page as the children have seen in school:

<https://ukhosted3.renlearn.co.uk/1922510/Public/RPM/Login/Login.aspx?srcID=s>

Maths

Year 4

Power Maths Book 4C

14-5-20

Pages 29 – 31

A brief introduction to money. Click the link below.

<https://www.youtube.com/watch?v=8IXBXF5mSl8>

Money:

We are going to learn to write money in pounds and pence using decimal point.
Order, add and subtract amounts of money.

Vocabulary: Notes, coins, pounds (£), pence (p), add, subtract, change, round to the nearest, order, total, notation

Do you know how to work out how much money there is? Remember to add the pounds first and then the pence.



Pounds and pence

Discover



- 1 a) How much money does Bella have in pence?
- b) How much money does Bella have in pounds and pence?

40

Key  1p  2p  5p  10p  20p  50p  £1  £2

Share



I circled coins which made 100p.

a) $50p + 50p = 100p$



$20p + 20p + 20p + 10p + 10p + 10p + 10p = 100p$



$10p + 10p + 5p + 5p + 2p + 2p + 1p + 1p = 36p$



$100p + 100p + 36p = 236p$

Bella has 236p.

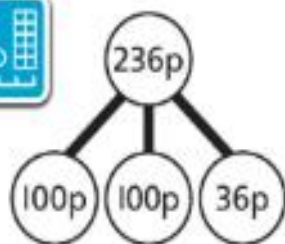
Remember, 100p
is equal to £1.

b) There is 200 pence, so that makes 2 pounds.

There is 36 pence left over.

That makes £2 and 36p.

Bella has £2.36.



We use a decimal point
to separate the whole
pounds from the pence.



Think together

1 Lexi is counting her money.



a) How much money does Lexi have in pence?

Lexi has pence.

b) How much money does Lexi have in pounds and pence?

Lexi has pounds and pence.

c) Show this using the pound sign and a decimal point.

£

We are writing the amount in pounds and do not use a p.



2 How much money is in the purse?



There is £ in the purse.

- 3 Emma and Danny are comparing how much money they have.

CHALLENGE



I have more money than you because I have ten coins and you only have one.



Emma

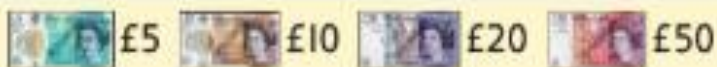


Danny

Do you agree with Danny?

Explain why.

I wonder how many 10p pieces make a pound. This will help me work out how much Emma has.



→ Practice book 4C p29

Now complete **pages 29 – 31** in your Power Maths books.

Tuesday and Thursday: Go on the Mathletics website to complete the tasks that have been set.

<https://www.mathletics.com/uk/>

Weekly Spellings

Spelling focus for the week: We are revising the statutory spelling words for Year 4.

| | | |
|-----------------|-------------------|--------------------|
| eighth | admission | discussion |
| island | possession | mission |
| interest | succession | impression |
| February | expression | progression |
| certain | profession | procession |

You should know what the word means and be able to use it in a sentence.

Foundation Stage Work (for the week)

North America: USA

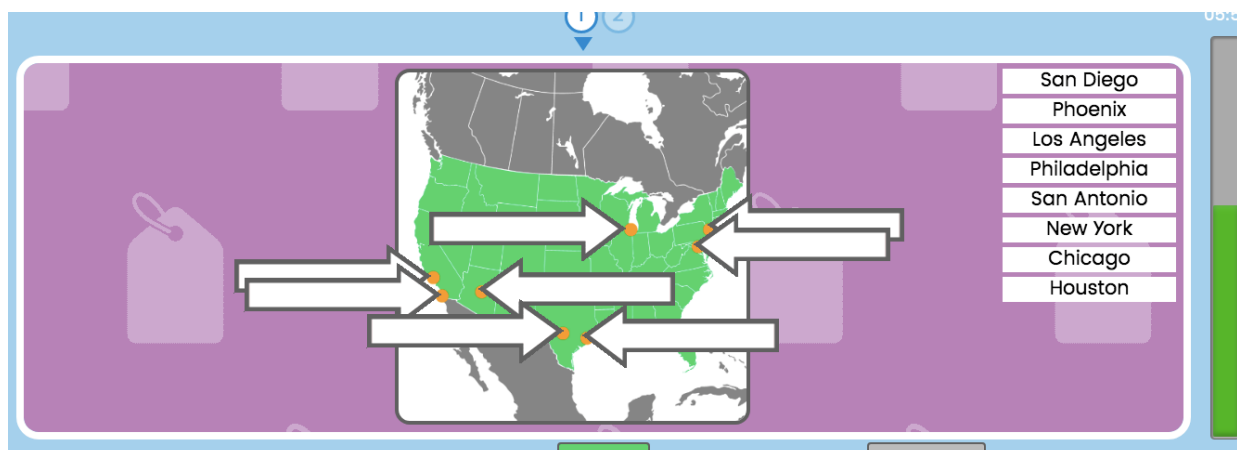
This week our foundation subject is **geography**. We are continuing to look at countries in North America.

This week we are focusing on the **USA**.

On purple mash there are two quizzes on the different states and some major cities in the USA.

You will need to use books/Google or ask an adult to identify the different states and cities.

Your quiz will look like this:



If you fancy a **challenge** here is an **extension sheet** where you have to label **all of** the states of the USA!

The United States of America

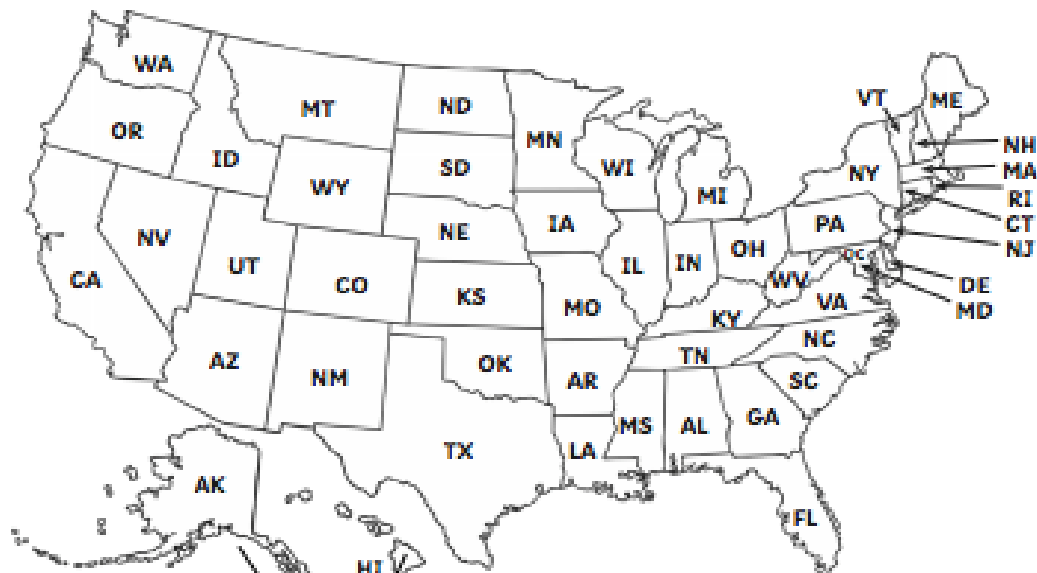
Amazing Fact

It is illegal to drive with a blindfold on in the state of Alabama in the USA.

Challenge


The USA is made up of 50 individual states.

Use the internet, non-fiction books or your own knowledge to name as many of these as you can!



Did You Know...?

Alaska and Hawaii are actually here and here!



You could also try to find out:

- about other unusual driving laws;
- where Alabama is;
- what the most common cause of car accidents is;
- how safe zebra crossings are.

Diary

Write a diary of what work and activities you did today.
Remember to include your **emotions and opinions**.