



HOME LEARNING

YEAR 4

12/06/2020

Morning Message

Good morning Year 4.

We hope you have enjoyed this week of home-learning and that by the end of today you feel proud of the work you have produced! You are going to finish your speech today and edit it. Please try and perform your speech to somebody in your house and do show off your hard work!

The answer to Thursday's riddle was **a glove**. Did you get it? Here is today's riddle. I can crawl, I can fly and I have hands but no legs or wings either. What am I?

Please also remember to log on to Accelerated Reader when you finish a book to complete a quiz. Continue practising your spellings and multiplication tables. For this, you will be using Purple Mash-**Monster Multiplication**. Please make sure you read every day.

Have a great weekend and enjoy the rain.

Ms Foster, Ms Greenaway & Mr Sowa

Today's Picture



Writing

LO: to proof-read and edit work

Today you have 4 tasks:

1. Finish writing your speech and include a closing summary if you haven't yet (one or two sentences)
2. Proof read your speech: check for spelling and punctuation mistakes
3. Edit: can you choose better words/ rewrite sentences to make them more effective?
4. Perform your persuasive speech to someone- would they buy your invention?

Reading

Day 5

Answers to Wednesday's questions, please mark your work.

1. Pupils own response such as: It means she had all the power and was not very nice. She might have been bossy, domineering, unkind, nasty and cruel.
2. The boys at Repton Public School were sometimes asked to be chocolate testers for a famous chocolate company.
3. Pupils own response such as: Roald thought that a writer would need to be able to see the world through children's eyes.
4. His mother was a great story teller and told him tales of trolls and mythical Norwegian characters.
He told stories to his children at bedtime and realised how much his children enjoyed the stories. He had a great talent for seeing the world through children's eyes.
He had a passion for encouraging children to read.
Roald suffered such severe injuries to his head and back after the plane crash that he had to stay in hospital in Egypt for six months.
5. He returned to the RAF, but after a while, he began suffering terrible headaches from his accident. This meant that he had to return to the UK and could not fly planes anymore.

In your home learning book write today's date in the margin. Write Reading- Day 5
And design a front cover for one of your favourite Roald Dahl's book.

Children to access **Accelerated Reader** whilst at home.

Please follow the link below to the exact same page as the children have seen in school:

<https://ukhosted3.renlearn.co.uk/1922510/Public/RPM/Login/Login.aspx?srcID=s>

Maths

Times table test. Please try and time yourself.

1) $9 \times 7 =$	11) $7 \times 8 =$
2) $8 \times 8 =$	12) $9 \times 5 =$
3) $7 \times 7 =$	13) $120 \div 6 =$
4) $144 \div 12 =$	14) $72 \div 9 =$
5) $64 \div 8 =$	15) $54 \div 9 =$
6) $8 \times 6 =$	16) $240 \div 6$
7) $45 \div 5 =$	17) $56 \div 7 =$
8) $100 \div 5 =$	18) $45 \div 5 =$
9) $63 \div 7 =$	19) $28 \div 4 =$
10) $9 \times 6 =$	20) $300 \div 25 =$

Please use today to catch up on any learning not completed in the week (**including finishing any Mathematics tasks set or anything else maths related**).

Please, Friday's will be a day of catching up and review of material learnt to ensure clear understanding.

Tuesday and Thursday: Go on the Mathematics website to complete the tasks that have been set.

<https://www.mathletics.com/uk/>

Weekly Spellings

Spelling focus for the week: We are revising the statutory spelling words for Year 4.

perhaps	stomach	crescent
opposite	peculiar	antique
address	occasionally	extreme
possession	collision	diarrhoea
ordinary	knowledge	exercise

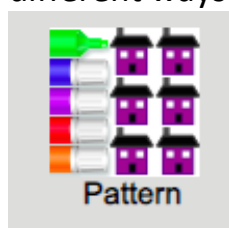
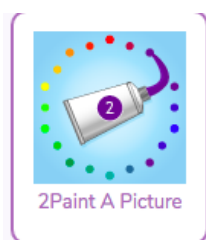
You should know what the word means and be able to use it in a sentence.

Foundation Work (for the week)

This week's foundation subject is **Art**. This half term will be exploring **printing**. Printing is used when you want to produce a repeat pattern. Artists use lots of different methods and materials to produce a pattern.

Task

1. Create a print pattern on **2paint a picture on Purple Mash**. Experiment with the different ways of making a pattern.



2. **Optional task- Make your own home-made printing blocks.**

-Watch this clip from the National Gallery, it tells you how to print with a used tea bag and paint.

<https://www.instagram.com/p/CAulKR1przd/?igshid=1imbvengkui66>




You will need some teabags (used ones are best) paints, a paintbrush and a collection of paper.

- These are some other household objects to print with:

Fruit- Cut a lemon/pepper/apple/orange and other fruit you have in half and make a repeat print/ buttons/ cotton-reels/nails and screws/kitchen utensils/baskets/bubble-wrap/shoe soles or keys.

Print in your home learning book or onto paper and stick them in.



Diary

Write a diary of what work and activities you did today.
Remember to include your **emotions and opinions**.