



HOME LEARNING

YEAR 4

11/06/2020

Morning Message

Bonjour Year 4! Comment ça va?

For English, you will be writing your persuasive speech. In maths, you will be converting times using digital and analogue.

The answer to Wednesday's riddle was **a river**. Did you get it? Here is today's riddle. What has a thumb and four fingers, but is not a hand?

Please also remember to log on to Accelerated Reader when you finish a book to complete a quiz. Continue practising your spellings and multiplication tables. For this, you will be using Purple Mash-**Monster Multiplication**. Please make sure you read every day.

Let's have a brilliant day everyone.
Ms Foster, Ms Greenaway & Mr Sowa

Today's Picture



Writing

LO: to write a persuasive speech

Today and tomorrow (if you need more time) you will be writing the main part of your persuasive speech. This will be using the plan you made. Just carry on writing after your introduction – do not worry about writing the LO.

Here you will need to take your ideas and write detailed paragraphs about each of them.

Example on 'how easy it is to use' paragraph

Maurice is incredibly easy to use with a simple set-up and instinctive controls. When a customer has charged him for the first time, they will need to ensure that their voice is recognised. The booklet that is included gives simple, easy-to-follow instructions on how to do this. The next step is to ensure that the fridge-freezer is fully stocked with milk and flavourings (all of which can be bought from our online stores thus maximising further profit). Then, voila! Maurice is then ready to go! It is as simple as that. Battey life lasts over 24 hours and Maurice is capable of understanding 15 different voice commands ranging from “Bring me a chocoalte milkshake” to “turn off” to “return to charging point”.

Success criteria:

- ❖ **include a range of formal and informal language. Formal to ensure you sound professional and knowledgeable about your product; infomal to build connection with audiece**
- ❖ **include facts/statitistics about your product**
- ❖ **proof-read and edit every sentence**

Reading

Day 4

In your home learning writing book write the date in the margin and write Reading Day 4 – Children’s questions on the text.

Re-read the text

Write **2 On the line** questions for your parent or to answer.

Write **2 Between the line** questions for your parent to answer.

Write **1 Beyond the text** question for your parent to answer.

Ask your parent or brother or sister to write their answers in your book underneath all the questions.

Now with a different coloured pen mark their work. Notice if they are using full sentences, check their spelling and are they really reading and understanding the text? Write a comment – a star and a wish-well done for.... And next time.....

Children to access **Accelerated Reader** whilst at home.

Please follow the link below to the exact same page as the children have seen in school:

<https://ukhosted3.renlearn.co.uk/1922510/Public/RPM/Login/Login.aspx?srcID=s>

Maths

Year 4

Power Maths Book 4C

11-6-20

Pages 64 – 66

Time

Vocabs: convert, compare, unit of time, seconds, minutes, hours, days, weeks, months, years, 12 hour, 24 hour, analogue, digital, am/pm

Click the link below and watch the video clip on YouTube.

<https://www.youtube.com/watch?v=ImVe0ed4fVM&t=362s>

Converting times 1

Discover



I will meet you back here
in an hour and a half.

Wait! My watch is wrong!
Let me change it!



- 1 a) What should the time on the watch say now?
- b) What will the clock and the watch look like when the spies meet back at the bench?

Share

- a) **Analogue** and **digital** are two ways of showing times.
You can convert from one to the other.

The park clock shows an analogue time.

It shows the time is seven minutes past 3.



The time on the watch should say
3:07 pm.



'am' times are before midday
(starting from midnight); 'pm' times
are after midday (up to midnight).

- b) An hour and a half is the same as 1 hour 30 minutes.

3:07 pm

4:07 pm

4:37 pm



+ 1 hour

+ 30 minutes



Because 1 hour is 60 minutes, I know
that half an hour is 30 minutes.

When the spies meet back at the bench,
the clock and the watch will look like this:


analogue

digital



Think together

- 1 What will this time look like as an analogue time and as a digital time?



Twenty to 9 is the same as minutes past .

- 2 Match the analogue and digital clocks.

a)



b)



c)



d)



- 3 Three children have tried to draw this time on their clock faces.

CHALLENGE



Whose clock face matches the digital time?

What mistakes have the other two children made?

First I will look at the hour hand, then the minute hand.



Now complete **pages 64 - 66** in your Power Maths books.

Tuesday and Thursday: Go on the Mathletics website to complete the tasks that have been set.

<https://www.mathletics.com/uk/>

Weekly Spellings

Spelling focus for the week: We are revising the statutory spelling words for Year 4.

perhaps	stomach	crescent
opposite	peculiar	antique
address	occasionally	extreme
possession	collision	diarrhoea
ordinary	knowledge	exercise

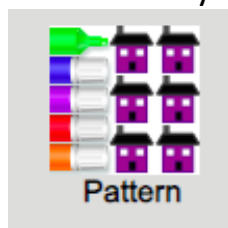
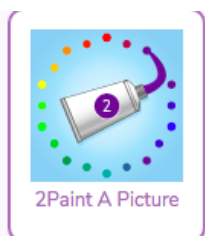
You should know what the word means and be able to use it in a sentence.

Foundation Work (for the week)

This week's foundation subject is **Art**. This half term will be exploring **printing**. Printing is used when you want to produce a repeat pattern. Artists use lots of different methods and materials to produce a pattern.

Task

1. Create a print pattern on **2paint a picture on Purple Mash**. Experiment with the different ways of making a pattern.



2. **Optional task- Make your own home-made printing blocks.**

-Watch this clip from the National Gallery, it tells you how to print with a used tea bag



and paint.


<https://www.instagram.com/p/CAulKR1przd/?igshid=1imbvengkui66>

You will need some teabags (used ones are best) paints, a paintbrush and a collection of paper.

- These are some other household objects to print with:

Fruit- Cut a lemon/pepper/apple/orange and other fruit you have in half and make a repeat print/ buttons/ cotton-reels/nails and screws/kitchen utensils/baskets/bubble-wrap/shoe soles or keys.

Print in your home learning book or onto paper and stick them in.



Diary

Write a diary of what work and activities you did today.
Remember to include your **emotions and opinions**.