

Year 2
2023-2024



Year 2 Thistle:

Ms Brommage (Class Teacher)

Ms Hurley (HLTA)

Year 2 Honeysuckle:

Ms Williams (Class Teacher)

Ms Hurley (HLTA)

Reading

Reading books are changed once a week on **Fridays**.

Reading is continually assessed and therefore children may occasionally move up or down reading bands.

Y2 Reading exemplification (expected)

Library



Children will have a library session once a week.

Children will be able to borrow **one book every week to read for pleasure.**

Year 2's library day is **Wednesday.**




Curriculum

The details of topics covered will be found on the school website- including knowledge organisers and key instant recall facts.


Year Two Science:

Living Things in their Habitats


Test yourself: what animals would you find in these habitats? Can you explain why?




woodland




desert



coast



ice



garden and pond

Key Knowledge - the main differences between animals groups


animal	A living thing that moves and breathes	
mammal	A warm blooded animal, with a backbone, that has hair or fur. It feeds its young with milk.	Elephant, bear, sheep, hedgehog
bird	An animal that has a beak, wings and can usually fly. Birds lay eggs with hard shells.	Penguin, chicken, owl, pigeon, duck
fish	An animal with a backbone but with no arms and legs. It has gills and fins and lives in water. Fish generally lay eggs.	Trout, Seahorse, cod, tuna, goldfish
amphibian	A cold blooded animal with a backbone and smooth skin. Amphibians live in water and on land. They lay eggs in a jelly-like substance in water	Newt, frog, toad
reptile	A cold blooded animal with a backbone and dry, scaly skin.. Some reptiles live in water and some live on land. Reptiles lay eggs with soft shells.	Snake, crocodile, turtle
invertebrate	Groups of animals with no backbone	Snail, fly, spider

Key vocabulary


habitat	Where a living thing lives and gets what it needs to survive
survival	Different things a living thing needs to survive: air, water, food, shelter
carnivore	An animal that eats other animals
omnivore	An animal that eats both other animals and plants
herbivore	An animal that eats other plants
camouflage	When an animal blends into its habitat
adapt	When an animal changes to suit its habitat
hibernate	To spend the winter in a deep sleep
observe	Watching something carefully in order to learn more about it
biologist	A scientist who studies living things

Significant People

Charles Darwin was born in 1809. He is significant because he was a famous biologist who discovered many plants and animals while he was touring the world. He came up with the theory of evolution.



Charles Henry Turner was born in 1867. He was an African American zoologist known for his studies on the behaviour of insects, particularly bees and ants.



Punctuality

All Year 2 children line up in the KS2 playground at **8.50am**.

End of day pick up time is at **3.30pm** in the KS2 playground.

Communication

Please contact the school office via email if you wish to discuss something. Alternatively, we are able to speak in the playground at drop-off

Email: admin@princessfrederica.com

Class teacher

Head of school: Ms. Christopher

Executive head Teacher: Ms. Bouette

Uniform

Princess Frederica is a uniformed school. We expect children to wear the school uniform with **black shoes.**

PRINCESS FREDERICA HOME

[HOME](#) [CURRICULUM](#) [ADMISSIONS](#) [KEY INFORMATION](#) [GOOGLE ACCOUNTS](#)

School uniform

We expect every child to wear the correct school uniform every day. Please look closely at the information below to ensure that your child is wearing the correct school uniform.

During the summer months children are not allowed to wear flip flops or sunglasses. Children should bring into school a sun hat so they can play outside safely. Children should not bring sun cream into school. Boys should only wear grey socks. Girls should only wear white socks or grey tights.

All items of school uniform are available from ACE Clothing. Your order can be delivered to school on Tuesdays. Please ask at the school office for a uniform order form if you need one. Forms are also available on our website.

Lots of parents kindly donate second hand uniform so sales of 2nd hand uniform are organised by the PSA and held periodically throughout the year.

Please ensure that your child does not wear jewellery to school, with the exception of studs or sleepers for children with pierced ears. Parents must ensure that children do not wear sleepers on P.E. days, or if they do, that they can take them out easily at school. The school cannot take responsibility for any jewellery or valuables brought to school.

Please click on the link below to be directed to Ace Clothing. You can order uniform directly from the website and have it delivered to school.

[Ace Clothing](#)



Frequently asked questions

Are plain white polo shirts allowed in school?

White polo shirts in a similar style are permitted in school. Plain white shirts are also allowed for boys.

Can my child wear crocs?

Crocs or Flip Flops are not permitted in school. Children are allowed to wear dark or white sandals in the summer months.

Are white sandals allowed?

Yes

P.E. Kit

Your child needs **black *shorts or grey tracksuit bottoms and a plain T-shirt*** (*which should be the colour of their house*) for PE sessions.

Plimsolls or trainers are also required.

Children are to wear their PE kits to school on their PE day.

PE day – Tuesday and Thursday



Behaviour

We have high expectations for behaviour in year 2 as we know this will help children's learning, now and in future years.



Mathletics Homework

Mathletics homework commences this **Friday 22nd September**.

We will set 2 activities that link to Maths topics being studied in class.

Teachers will use Mathletics as part of their assessments for Maths.

Spelling

We are no longer setting spellings in year 2. Instead, spellings will be taught as part of English and Phonics.

Trips

There will be a sleepover at the school in the Summer Term. This has been provisionally set for Friday 21st June. More details will follow.

We will also aim for at least 1 day trip per term.

Snacks

The school provides fresh fruit every day at break time.

There is no need to send snacks in with your child.

If you do wish to send something in, please ensure it is healthy and meets the school's policy.

Any questions?

Thank you for attending.

