



HOME LEARNING

YEAR

28/04/20

Morning Message

Good morning Year 2,

Hope you're all doing great and are geared up for today's fun learning. It's lovely to see some of you making a great start with your Purple Mash project about animals and their habitats. For those yet to make a start, we look forward to reading some of your project soon. We've also set some exciting Mathematics tasks for you to complete today after you've finished your Power Maths activity.

The answer to yesterday's riddle:

What is full of holes but still holds water?

Answer: **SPONGE**

Well done if you figured out the answer to the riddle. Look out for another riddle tomorrow.

Let's have an enjoyable day everyone.

Mr Duker, Ms Bastick and Mr Kai

Today's Picture



Writing

Write a poem about the never ending tunnel.

You may use this link for support: <https://www.bbc.co.uk/bitesize/topics/zjhhvcw>

Starter:

The Never Ending Tunnel

Slowly walking down
The never ending tunnel.
A bright light blinds my eyes,
But soon I hear soft sweet music.
It soothes away every panic.
The light keeps getting brighter
And the music stronger.
But still as sweet as it was.
I keep walking down
The never ending tunnel.


Think about: What can you see? What else can you hear? How are you feeling as you walk down this tunnel? Where does it lead you? Did you find anything?

Remember: descriptive language, rhyming words, feeling words,

LIVING IN A CASTLE

When you think of a castle, you might have stories like King Arthur in mind. You might even think of stories about princesses and dragons. But what were castles really like and who lived and worked in them?

Hundreds of years ago, when these castles were new, lots of people lived in them. The high towers and thick walls kept them safe when there were battles. Today, many castles are ruins and are falling down.



Practice questions

c What is this text about?

Tick **one**.

building a castle

repairing a castle

living in a castle

looking for a castle

Lords and Ladies

A castle usually belonged to a rich lord. He lived in the castle with his family. His wife was called a lady. Their children had their own garden to play in and lots of servants to do things for them.



Knights

Knights were important men who worked for the lord. They were skilled fighters who kept the land safe from robbers and enemies.



8 Who did most castles belong to?

Tick **one**.

jesters

lords

knights

servants



1 mark

9 Find and **copy one** word that shows knights were very good fighters.



1 mark

10 Who did knights protect the land from?



1 mark



Jesters

A jester was there to amuse the lords and ladies. He did this by singing, dancing, telling stories or even juggling.

Servants

The servants in a castle often worked from early in the morning to late at night. They did many important jobs such as cooking, cleaning and washing. They also cared for the children and looked after the gardens.

- 11** When did the servants start work?



1 mark

- 12** Tick to show what jesters and servants did in the castle.
The first one has been done for you.

	Jesters	Servants
gardening		✓
cleaning		
dancing		
juggling		
cooking		




1 mark

Did you know?

Some castles were surrounded by a moat filled with deep water to stop enemies getting in. The only way into a castle was over a drawbridge which was lowered across the moat.

Castles were very noisy and smelly places. Animals roamed inside the walls and all sorts of people worked there. People who made things from metal clanged out armour and weapons, soldiers and knights practised fighting, and children played. The people who worked in the kitchens had to make dinner for all these people.



13 Why were some castles surrounded by a moat?



1 mark

14 What made castles smelly places?



1 mark

15 Give **two** things that people made inside the castle walls.

1. _____

2. _____



1 mark

Continue reading your own book afterwards. Remember to read out to an adult.

Phonics focus this week: spell words which end in **-al** and **-el**

Complete Spelling Rule 8 - **-el** at the end of words activity

<https://spellingframe.co.uk/spelling-rule/85/8-The-l-sound-spelt-%E2%80%93el-at-the-end-of-words>

Fractions (Lesson 4)

Finding a half

In this lesson, you will find one half of different amounts of objects, shapes and numbers.

Key vocabulary: fraction, half ($\frac{1}{2}$), quarter ($\frac{1}{4}$), third ($\frac{1}{3}$), three-quarters ($\frac{3}{4}$), whole, part, equal part, numerator, denominator, fraction bar, unit fraction, non-unit fraction, equivalent, equal, odd, even, divided by (\div), share, pattern

Finding a half

Discover



- i** a) Make two equal teams.
- b) Another player joins. Can the teams still be equal?
Explain your answer.

Share

a) There are 12 players.



They need to be in two equal teams.

You can share the players one at a time.

There are 6 players in each team.

$\frac{1}{2}$ of 12 is 6.

Is that the same as $12 \div 2 = 6$?

Team A



Team B



b) 13 is an odd number.



The teams cannot be equal.

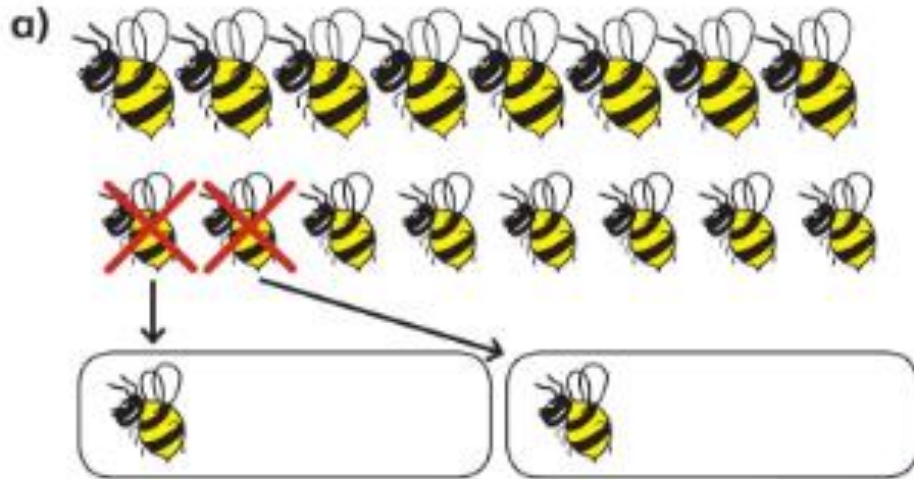
We need two more each time for the teams to be equal.

Can I split an odd number into two equal parts?



Think together

1 Find $\frac{1}{2}$ of these amounts.



I will cross one thing out every time I share it.



$\frac{1}{2}$ of 14 is .

2 Find $\frac{1}{2}$ of these amounts.

a)



$\frac{1}{2}$ of 6 is .

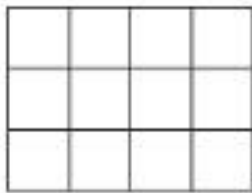
b)



$\frac{\square}{\square}$ of 10 is .

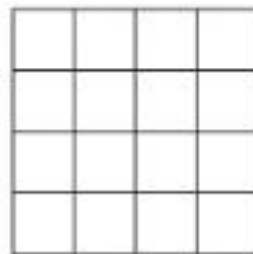
3 Copy each shape.
Shade $\frac{1}{2}$ of the shape.

a)



$\frac{\square}{\square}$ of = .

b)



$\frac{\square}{\square}$ of = .

CHALLENGE

Now complete pages 122-124 in your power maths books.

Tuesday and Thursday: Go on the Mathletics website to complete the tasks that have been set.

<https://www.mathletics.com/uk/>

Weekly Spellings

Revise spelling words which end in **-al** and **-el** over the week to be tested on them on Friday.

(See word list below)

Make sure you put the words in sentences so you understand the meaning.

1. tunnel
2. travel
3. angel
4. squirrel
5. pedal
6. capital
7. animal
8. camel
9. equal
10. metal
11. cultural
12. tropical
13. chemical
14. squirrel
15. residential
16. alphabetical
17. hospital
18. emotional
19. survival
20. carnival

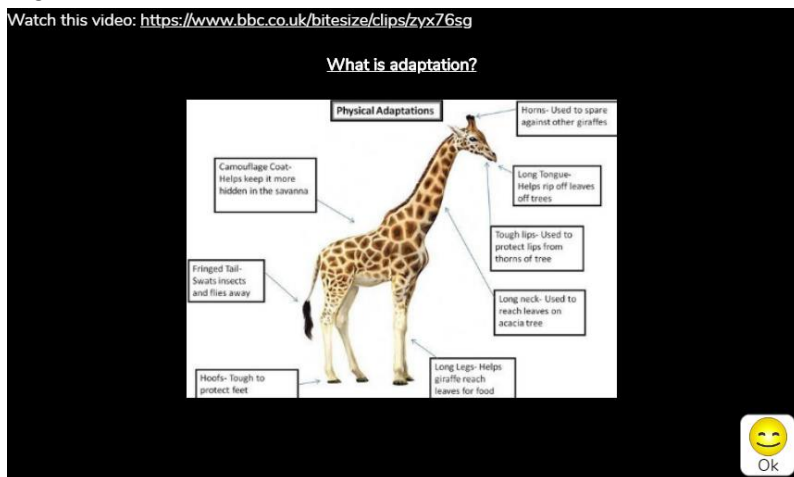
Foundation Subjects Work (for the week)

Habitats and Adaptations

This week you will be finding out why animals are suited to a particular habitat

This task has been set for you on Purple Mash. Go to the red To Do button at the top left of your screen. When you have finished your work for the day, click on the red arrow at the top right of the screen and then save and exit. You will be asked if you want to continue the work or hand it in. Only hand it in when you have finished your weekly task and then your teacher can look at your amazing work.

Watch this video: <https://www.bbc.co.uk/bitesize/clips/zyx76sg>



Diary

Write a diary of what work and activities you did today. Remember to include your emotions and opinions.