



## HOME LEARNING

YEAR

27/04/20

### Morning Message

Good morning Year 2,

Hope you all had an amazing weekend and are ready to begin this week's home learning.

We do have a range of exciting activities range from phonics activities to a new Purple Mash project.

But before that, let's kick-start our day with a riddle.

**What is full of holes but still holds water?**

We will reveal the answer to this riddle tomorrow.

Let's have a lovely day everyone.

Mr Duker, Ms Bastick and Mr Kai

### Today's Picture



## Writing

Write an information text to inform your reader gorillas.

Choose **at least 3 subheadings** and write factual information about them.

- appearance
- habitat
- food
- Are they endangered?
- Fun facts about gorillas

You may use this link for support: <https://www.coolkidfacts.com/gorilla-facts/>

Starter:

### **Houses in the UK**

Gorillas are fascinating creatures belonging to the family of great apes. They are mammals who are highly intelligent. Read on for some really exciting facts about these amazing animals.

Think about: What do gorillas look like? Where do they live? What do they eat? How are they endangered?

Remember: subheadings, full sentences, factual information, technical vocabulary, pictures and captions

# Bella Goes To Sea

Bella the goose lived with William in a cottage by the sea. William was a fisherman. He had a big garden with lots of good grass for Bella to eat. Sometimes for a treat he took Bella to the Harbour Cafe and bought her a milkshake and biscuits. But whenever William went to sea, Bella had to stay behind. "You can guard the house," he said.



## Practice questions

**a** What was William's job?

Tick **one**.

cafe owner

guard

gardener

fisherman

**b** When William went away, what did he tell Bella to do?

\_\_\_\_\_



Bella was lonely when William was away. She wished her wings were stronger so that she could fly after him. I will fly, thought Bella. She tried and tried... and at last she was flying perfectly.

One morning she followed William down to the harbour and out to sea. William was cross. "A fishing boat is no place for a goose," he said. But he let her stay. Bella loved life at sea.



**1** When Bella was learning to fly, she...

Tick **one**.

was lazy.

did not try hard.

did not give up.

found it easy.



1 mark

**2** Why was William cross with Bella?

\_\_\_\_\_



1 mark

In the afternoon the sky grew dark and a wild wind began to blow. It was too rough for fishing and then the engine broke down. The little boat was blown onto some rocks with a great crunch. "We're shipwrecked," said William. "Somebody will come." But nobody came. Nobody knew they were there.



**3** Why did the boat hit the rocks?

---

---

1 mark

**4** The boat hit the rocks with a *great crunch*.

This means that it made...

Tick **one**.

a huge squeak.

a big splash.

a long creak.

a loud crash.

Next morning William wrote a message and tied it to Bella's leg. "Fly away home!" he said. I can do it, thought Bella. She flew straight to the Harbour Cafe. The other fishermen set out to rescue William and his boat. "Brave Bella!" said William. "When I get a new boat you can come with me whenever I go to sea." Bella was happy.



5 Where did Bella take William's message?

\_\_\_\_\_



1 mark

6 At the end of the story, Bella was happy. Why?

\_\_\_\_\_

\_\_\_\_\_



1 mark

7

Number the sentences below from 1 to 4 to show the order they happened in the story.

The first one has been done for you.

William sent Bella to get help.

Fishermen came to rescue William.

The boat hit some rocks.

William went to sea on his boat.

1



1 mark

Continue reading your own book afterwards. Remember to read out to an adult.

**Phonics focus this week:** spell words which end in **-al** and **-el**

Complete Spelling Rule 8 - **-el** at the end of words activity

<https://spellingframe.co.uk/spelling-rule/85/8-The-l-sound-spelt-%E2%80%93el-at-the-end-of-words>

## Fractions (Lesson 3)

### Recognising a half $\frac{1}{2}$

In this lesson, you will identify which objects have been split into two equal parts. You will be introduced to  $\frac{1}{2}$  as a written fraction with a numerator and a denominator.

Key vocabulary: fraction, half ( $\frac{1}{2}$ ), quarter ( $\frac{1}{4}$ ), third ( $\frac{1}{3}$ ), three-quarters ( $\frac{3}{4}$ ), whole, part, equal part, numerator, denominator, fraction bar, unit fraction, non-unit fraction, equivalent, equal, odd, even, divided by ( $\div$ ), share, pattern

Unit 10: Fractions, Lesson 3

## Recognising a half ( $\frac{1}{2}$ )

Discover



- 1 a) What does  $\frac{1}{2}$  mean?
  - b) Which diagrams show halves?  
Which ones do not show halves?



## Share

a)  $\frac{1}{2}$  means 1 of 2 equal parts.

We read  $\frac{1}{2}$  as a half.

It means we share equally between 2.

I know that sharing equally between 2 is like dividing by 2.




$\frac{1}{2}$  is a **fraction**.

The **denominator** is the total number of equal parts.



The **fraction bar** goes between the numerator and the denominator.

The **numerator** is how many equal parts we have.



b)



Halves	Not halves



## Think together

1 Copy each shape.


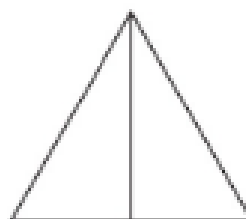
Divide each shape into two equal parts.



I can try cutting out the shape of the rectangle and folding it into two equal parts.

2 a) Copy each shape.

Shade half of each shape.




b) Here is half a shape.

What will the whole shape be?




CHALLENGE

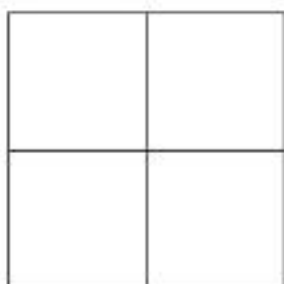
- 3 a) Is this shape split into two equal parts?  
Explain your answer.



- b) Is this shape split into two equal parts?  
Explain your answer.



- c) How many other ways can you split  
this shape into two equal parts?



I wonder if  $\frac{1}{2}$   
always has to  
be equal parts?

**Now complete pages 119-121 in your power maths books.**

Tuesday and Thursday: Go on the Mathletics website to complete the tasks that have been set.  
<https://www.mathletics.com/uk/>

## Weekly Spellings

Revise spelling words which end in **-al** and **-el** over the week to be tested on them on Friday.

(See word list below)

Make sure you put the words in sentences so you understand the meaning.

1. tunnel
2. travel
3. angel
4. squirrel
5. pedal
6. capital
7. animal
8. camel
9. equal
10. metal
11. cultural
12. tropical
13. chemical
14. squirrel
15. residential
16. alphabetical
17. hospital
18. emotional
19. survival
20. carnival

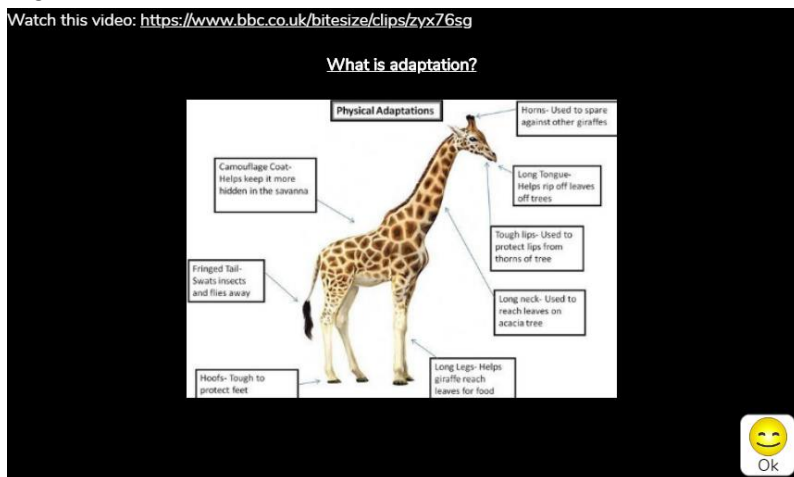
## Foundation Subjects Work (for the week)

### Habitats and Adaptations

This week you will be finding out why animals are suited to a particular habitat

This task has been set for you on Purple Mash. Go to the red To Do button at the top left of your screen. When you have finished your work for the day, click on the red arrow at the top right of the screen and then save and exit. You will be asked if you want to continue the work or hand it in. Only hand it in when you have finished your weekly task and then your teacher can look at your amazing work.

Watch this video: <https://www.bbc.co.uk/bitesize/clips/zyx76sg>



## Diary

Write a diary of what work and activities you did today. Remember to include your emotions and opinions.