

Maths

Counting vertices on 2D shapes

Lesson 4 - Counting vertices on 2D shapes

Use the Discover and Share pages below to teach your child first.

Children to complete Power Maths 2B pages 84-86.



Follow up activities to be completed on Mathletics.

Unit 9: Properties of shapes, Lesson 4

Counting vertices on 2D shapes

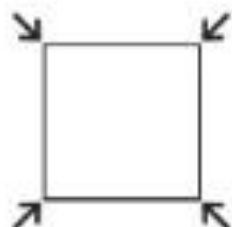
Discover



- 1** a) How many fingers are needed to make a  ?
How many fingers are needed for a  ?
- b) How many different shapes can you make using three fingers?

Share

- a) A square needs four fingers because it has four corners.




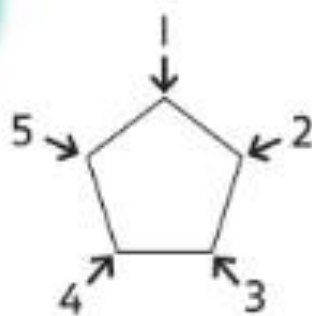
The accurate name for a corner is a **vertex**.
The plural is **vertices**.



To make a  I need to count how many vertices it has.



There are five vertices on a  so the children need to use five fingers.



b)



The only shape you can make with three fingers is a triangle. It has three vertices.

Handwriting	Practise how to join the following words: <i>he, up, no, from, day, I, had, mum, children, made</i> (see handwriting pack page 4)
Writing	<u>LO: To write an information text</u> Choose another 2 of your research topics about Australia and write information about them. Give each topic a clear sub heading. Include a picture and caption for each one. Include fun facts. See link for support. https://www.kids-world-travel-guide.com/australia-facts.html
Phonics	Revise the consonant digraph (dg) and go through words with (dg) sound. <i>Eg. badge, fridge, hedgehog, bridge, judge, edge, splodge, sledge, pledge</i> Children to break each word down into syllables first before saying the word. <u>Use your chosen spelling words in sentences and record in your home learning book.</u> <i>Please practise the option of spelling words chosen on Monday (see spelling words below) with your child to be tested on Friday.</i>
Spellings	Practise the next 10 Year 2 common exception words that they've been revising. (See word list in your child's pack) <i>kind, mind, behind, child, children, wild, climb, most, only, both</i>
Reading	Complete <i>'How to Make a Papier-Mache Globe'</i> reading comprehension activity. <i>(See reading comprehension pack in home learning folder)</i> Continue reading your own book afterwards.
Daily Diary	Write a lovely diary entry about your day.

Year 2 Spelling Words - option 1

Test - Fri 27 th March	Monday	Tuesday	Wednesday	Thursday
badge				
bridge				
edge				
judge				
ledge				
smudge				
gadget				
fridge				
budgie				
nudge				

Year 2 Spelling Words - option 2

Test - Fri 27 th March	Monday	Tuesday	Wednesday	Thursday
nudge				
dodge				
fridge				
smudge				
bridge				
dislodge				
fidget				
misjudged				
judgement				
hedgehog				