

Timetable - Wednesday 25/03/20

Maths

Properties of Shapes

Lesson 3 - Counting sides on 2D shapes.

Use the Discover and Share pages below to teach your child first.

Children to complete Power Maths 2B pages 81-83.

Follow up activities to be completed on Mathletics.


Unit 9: Properties of shapes, Lesson 3

Counting sides on 2D shapes

Discover



- 1 a) Jess wants to use a different colour for each side of the shape.

How many pens will she use for a  ?

- b) Does Jess have enough pens to draw the sides of each shape in a different colour?

Share

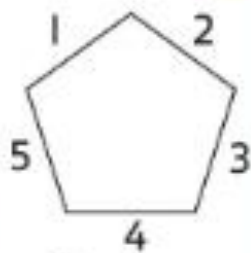
I will start by counting all the sides.

a)


A side is a straight line that joins two corners of a 2D shape.



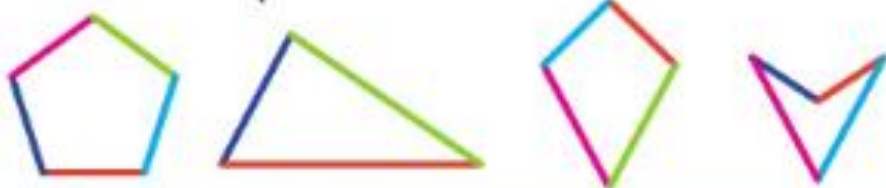
This shape has five sides.




A shape with five sides is called a **pentagon**.

Jess will use five different coloured pens for a .


b) Jess has five pens.

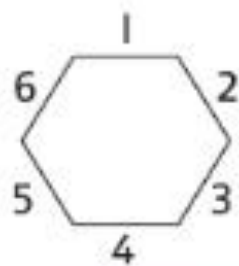


I can draw these shapes with different coloured sides.

A  has six sides.

A shape with six sides is called a **hexagon**.

Jess does not have enough pens to draw each side of a  in a different colour.



Handwriting	Practise how to join the following words: <i>said, can, little, into, too, in, are, as, back, by</i> <i>(see handwriting pack page 3)</i>
Writing	<u>LO: To write an information text</u> Choose at least 2 of your research topics about Australia and write information about them. Give each topic a clear sub heading. Include a picture and caption for each one. Include fun facts. See link for support. https://www.kids-world-travel-guide.com/australia-facts.html
Phonics	Revise the consonant digraph (dg) and go through words with (dg) sound. <i>Eg. badge, fridge, hedgehog, bridge, judge, edge, splodge, sledge, pledge</i> Children to break each word down into syllables first before saying the word. <u>Children to look up the meanings of their chosen spelling words and learn how to use it in context.</u> <i>Please practise the option of spelling words chosen on Monday (see spelling words below) with your child to be tested on Friday.</i>
Spellings	Test your child on the first 10 Year 2 common exception words that they've been revising. (See word list in your child's pack) <i>people, water, money, parents, beautiful, because, door, floor, poor, find</i>
Reading	Complete ' <i>The Gingerbread Man</i> ' reading comprehension activity. <i>(See reading comprehension pack in home learning folder)</i> Continue reading your own book afterwards.
Daily Diary	Write a lovely diary entry about your day.

Year 2 Spelling Words - option 1

Test - Fri 27 th March	Monday	Tuesday	Wednesday	Thursday
badge				
bridge				
edge				
judge				
ledge				
smudge				
gadget				
fridge				
budgie				
nudge				

Year 2 Spelling Words - option 2

Test - Fri 27 th March	Monday	Tuesday	Wednesday	Thursday
nudge				
dodge				
fridge				
smudge				
bridge				
dislodge				
fidget				
misjudged				
judgement				
hedgehog				