

Timetable - Tuesday 24/03/20

Maths

Properties of Shapes

Lesson 2 - Drawing 2D shapes. Use the **Discover** and **Share** pages below to teach your child first.


Children to complete Power Maths 2B pages 78-80.

Follow up activities to be completed on Mathletics.

Unit 9: Properties of shapes, Lesson 2

Drawing 2D shapes

Discover



- 1** a) Draw a square accurately.
- b) Draw a triangle accurately.

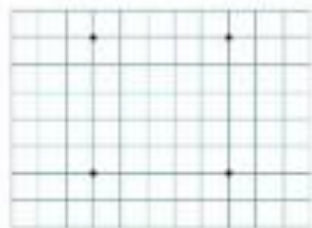
Share

I will use squared paper and a ruler to help.




- a) To draw a square, you need four corners.


Work out where the corners should go.



Use your ruler to line up with two dots.



Start at one dot, then stop when you reach the next dot.




Draw all four sides of the square in the same way to complete your square.



I've drawn a square accurately.

- b) To draw a triangle, you need three dots.

Put the dots on the grid lines and use your ruler to line up with two dots. Draw each side in this way.



2D shapes drawn with only straight lines are called **polygons**.

I know these shapes are not polygons.



Handwriting	<p>Practise how to join the following letters and words:</p> <p><i>a, all, were, come, house, to, we, go, will, old</i> <i>(see handwriting pack page 2)</i></p>
Writing	<p><u>LO: To write an effective introduction</u></p> <p>Write a catchy heading and an introduction to explain what your non-fiction text is about.</p>
Phonics	<p>Revise the consonant digraph (dg) and go through words with (dg) sound.</p> <p><i>Eg. badge, fridge, hedgehog, bridge, judge, edge, splodge, sledge, pledge</i></p> <p>Children to break each word down into syllables first before saying the word.</p> <p><i>Please practise the option of spelling words chosen yesterday (see spelling words below) with your child to be tested on Friday.</i></p>
Spellings	<p>Use the first 10 Year 2 common exception words in sentences. (See word list in your child's pack)</p> <p><i>people, water, money, parents, beautiful, because, door, floor, poor, find</i></p>
Reading	<p>Complete '<i>Staying Healthy</i>' reading comprehension activity.</p> <p><i>(See reading comprehension pack in home learning folder.)</i></p> <p>Continue reading your own book afterwards.</p>
Daily Diary	<p>Write a lovely diary entry about your day.</p>

Year 2 Spelling Words - option 1

Test - Fri 27 th March	Monday	Tuesday	Wednesday	Thursday
badge				
bridge				
edge				
judge				
ledge				
smudge				
gadget				
fridge				
budgie				
nudge				

Year 2 Spelling Words - option 2

Test - Fri 27 th March	Monday	Tuesday	Wednesday	Thursday
nudge				
dodge				
fridge				
smudge				
bridge				
dislodge				
fidget				
misjudged				
judgement				
hedgehog				