



HOME LEARNING

YEAR 2

18/06/20

Morning Message

Good morning Year 2,

We hope you all had a lovely evening and are ready for today's fun home learning. The progress made by most of you on your Purple Mash project has been absolutely amazing and we can't wait to read your entire finished projects tomorrow. We've set some exciting Mathletics tasks for you to complete today after you've finished your Power Maths activity. Continue practising your spellings for a test tomorrow and also continue reading aloud to an adult.

Here's today's riddle:

What has to be broken before you can use it?

Get those thinking caps on!

We will reveal the answer to this riddle tomorrow.

We hope you all have a lovely day.

Mr Duker, Ms Bastick and Mr Kai

Picture of the Week



Writing

LO: To write the middle of the story.

Today you are going to write the middle of the story. The middle of the story is where all the action and magic happens.

Think: What happens to your character and the dog when the dog eats the doggy snacks? Who do they meet? Where do they go? What problems do they come across?

Remember: Read through your beginning that you wrote yesterday to make sure that you are happy with it. Write the middle of your story including all the exciting events. Clear sequence of events, a problem, how the problem is solved, key words.

The Bubbling Cauldron

Most of the time, when witches want to make a spell, they simply mix it up in a cauldron. Throw in a few ingredients, give it a stir and soon, the magic will be ready. However, every now and again, a spell can go wrong and that is exactly what happened to Trinelda.



It was a normal Wednesday afternoon and Trinelda was mixing up a batch of her famous flying potion. She liked to give it to children for their birthdays so that they could go flying round their parties. She had made the potion many times before. In fact, she could almost do it with her eyes closed. Standard spell ingredients mostly but the only unusual ingredient was hairs from a mermaid. This would be a problem from some people but not for Trinelda. She had been friends with the mermaids in Dove Bay for many years. They would swim up to Trinelda's little sailing boat and she would snip off a few hairs in exchange for various waterproof treats. It's hard to keep things dry if you are a mermaid.



The potion only needed one mermaid hair but by mistake, Trinelda managed to drop in three hairs. Mermaid hairs are brilliant for spells because they are full of magic. One has enough magic to help a party full of children fly around all afternoon. Three was going to be a problem. After a few gentle stirs, the potion began to bubble and froth. The bubbles started off small, and then they start to get larger. Soon, they had filled half of the cauldron. Then, they were all the way to the top. In a couple of minutes, the bubbles were starting to pour out of the top of the cauldron

The Bubbling Cauldron

and down the sides. They began to creep across the floor until all of Trinelda's rainbow-coloured carpet was covered in bright, bursting bubbles. They also had a strange effect on the different things scattered around the room. Everything began to float. The table, the chairs and the cat. Soon, even the cauldron and Trinelda herself were floating just below the ceiling.

Now, to the average person, this would be a good time to panic, but not if you are a witch. In fact, far from panicking, Trinelda was rather enjoying herself. The bubbles very quickly spilled out into the garden and down the street. Before long, cats, dogs, cars and squirrels were all flying around above the street. Local pigeons were dodging in and out of bikes, rubbish bins and hedgehogs. Everyone ran outside to see what



was happening and as soon as they touched the bubbles, they flew into the air too. It was the most amazing thing that had ever happen in the town.

After a while, the magic began to wear out and everything slowly drifted back to the ground. Things didn't all end up back in the right place. One of the cars did end up stuck in a large oak tree but a quick wave from Trinelda's wand soon sorted everything out. The bubbles also left the town clean and smelling beautifully fresh.

The cauldron was the last thing to stop flying and land back down on the carpet. Even though the spell had gone wrong, the magic had brought fun to the whole town. You never quite knew what would happen when the cauldron started bubbling.



The Bubbling Cauldron Questions

1. What potion was Trinelda making?

2. Why was Trinelda making the potion?

3. How many hairs should go in the potion?

4. What three things began to float first?

5. Was Trinelda worried when everything started flying? Why?

6. What did the pigeons have to do?

7. Why do you think the people in the town enjoyed the spell?

8. What magic potion would you make? Why?

Continue reading your own book afterwards. Remember to read out to an adult.

Phonics focus this week: suffix - ed

Spelling Rules for suffix **-ed** :

1. **add "-ed"** to a verb to change it to the past tense. ...
2. when the verb ends in "e", **add** only "d." For example, "arrive + d = arrived".
3. when the verb ends in consonant + "y," change the "y" to "i" and **add "-ed"**. ...
4. when a verb ends in vowel + "y," **add "-ed"**

Problem solving and efficient methods (Lesson 12)

Solving problems using the four operations!

In this lesson, children will practise the four operations. They will solve problems with multiple steps and use the bar model to represent these steps.

Key vocabulary: part, whole, part-whole, add, addition, more than, subtract, subtraction, difference, change, take away, less than, divide, division, share, multiply, multiplication, lots of, altogether, groups of, total, sum, total cost, representation, bar model, efficient

Unit 12: Problem solving and efficient methods, Lesson 12

Solving problems using the four operations



Discover



- 1 a) How many apples are there altogether in bags and boxes?
- b) Emily has 25 apples to put into boxes.
Each box can hold five apples. Three boxes are filled.
How many apples are left?

Share

- a) There are six bags of two apples.

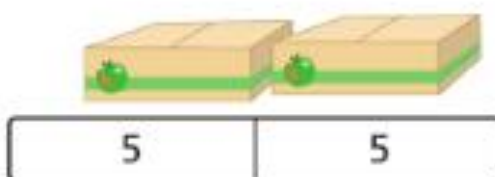
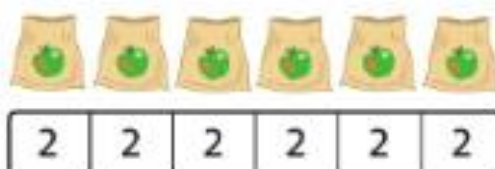
$$6 \times 2 = 12 \text{ apples}$$

There are two boxes of five apples.

$$2 \times 5 = 10 \text{ apples}$$

$$12 + 10 = 22 \text{ apples}$$

There are 22 apples altogether.

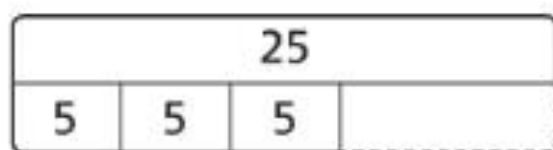


		T	0
		1	2
	+	1	0
		2	2

- b) Work out how many apples Emily has packed and then subtract this from the total number of apples to find the difference.

$$3 \times 5 = 15 \text{ apples}$$

$$25 - 15 = 10$$



$$25 - 5 - 5 - 5 = 10$$

There are 10 apples left.



I can show this on a bar model.



Think together



How much does the rice cost in total?

10	10	10
----	----	----


$$\square \times \square = \square$$

2	2	2	2
---	---	---	---

$$\square \times \square = \square$$

$$\square + \square = \square$$

The total cost of the rice is £ .

2 Mantas has .

How much money does he have left after buying two small bags of rice?

$$\square \times \square = \square$$

$$20 - \square = \square$$

Mantas has £ left.

20		
2	2	?

CHALLENGE

- 3 Liam has .
He buys these bags of rice.



How many small bags of rice can he buy with the change?

I am going to draw a bar model to help me with this.



I think there are three different calculations that I need to do.



75

Practice book 2C p53

Now complete pages 53-55 in your power maths 2C books.

Tuesday and Thursday: Go on the Mathletics website to complete the tasks that have been set.

<https://www.mathletics.com/uk/>

Weekly Spellings

Revise spelling words which end in – ed over the week to be tested on them on Friday.

(See word list below)

Make sure you put the words in sentences so you understand the meaning.

1. jumped
2. planned
3. liked
4. called
5. invented
6. tidied
7. sprinted
8. carried
9. partied
10. laughed
11. cried
12. spied
13. tried
14. completed
15. justified
16. acknowledged
17. dedicated
18. condemned
19. rallied
20. multiplied

Foundation Subjects Work (for the week)

Human Features of St Lucia

This week's task on purple mash is to create a leaflet about the human features in St Lucia. Human features are things that are built by humans and would not exist in nature without humans. Research what human features you would find in St Lucia. Write a paragraph about some of these features. Here are some human features which you can use or feel free to choose your own.



George Charles Airport



Fort Rodney



Fond D'Or Nature Historical park



Castries Market



Derek Walcott Square

Diary

Write a diary of what work and activities you did today. Remember to include your emotions and opinions.