



HOME LEARNING

YEAR 2

9/07/20

Morning Message

Good morning Year 2,
Here is the zoom meeting ID, which will be the same for all lessons.
604 584 9817

Your parents will receive the password via email.

We hope you all an enjoyable evening and are ready for today's exciting home learning and zoom lessons. Remember to complete you Purple Mash activities as we are really looking forward to reading them tomorrow. We've again set some exciting Mathletics tasks for you to complete today after you've finished your Power Maths activity. Continue practising your spellings for a test tomorrow.

The answer to yesterday's riddle:

Riddle: **What can't talk but will reply when spoken to?**

Answer: **An echo.**


Well done if you figured out the answer!

Wishing Elliot a very happy birthday for today!



We hope have another enjoyable day everyone!
Mr Duker, Ms Bastick and Mr Kai

Picture of the Week



Writing

LO: To write the body of a letter

Using your plans from Monday, continue writing your detailed paragraphs about:

- your interests outside of school
- your interests in school
- what you are looking forward to next year

Try to make it interesting for your teacher to read! Maybe you could include some interesting facts about yourself or the world?

At the end of your letter, sign off. You do not want your letter to be too serious so any of the following would be fine:

- See you soon
- Best wishes
- Can't wait for next year
- Have a lovely break

Or maybe you can think of your own?

Tip for success: write full sentences, write detailed paragraphs, use capital letters and full stops, write a sign off.

The Gunpowder Plot

The Gunpowder Plot

On 5th November, 1605, there was a planned act of terror like never seen before in England. The plan, which was three years in the making, was to blow up the king of England, Members of Parliament and many important people who ran the country at that time, and possibly cause an outbreak of civil war.

So, why did a group of thirteen men want to cause such destruction?

How the Plan Came to Be

In 1604, England was ruled by King James I, who also happened to be King James VI of Scotland. He was a Protestant, but his mother had been a Catholic. For many previous years, Catholics had been badly treated by the monarchy; so when a king whose mother had been Catholic was crowned, they hoped he would be a little kinder towards people of their religion. In actual fact, King James I made Catholic priests leave the country, and fined people if they did not go to Church of England services! This made Catholics feel very unhappy about King James I ruling England.

In February of that year, a man called Robert Catesby met with his cousin, Thomas Wintour, and friend John Wright in London and he told them of his idea. Catesby felt the King was trying to get rid of the Catholic faith and all Catholics in society. His plan was to 'replant the Catholic faith' by destroying those he believed were harming it.

Gathering the Plotters

Thomas Wintour travelled to Flanders in Belgium, which was ruled by Spain at the time, to ask for help with the plot. Spain had been bitter rivals of England but there had been recently been peace between the two countries. Spain wanted to continue being allies with England so refused to help Wintour.



While Wintour was in Flanders, he met Guy Fawkes. Fawkes was fighting for the Spanish and was an explosives expert. He was a Catholic, who also hated the King. The two men sailed back to England just as King James passed more laws against Catholics.

That night, Wintour and Fawkes met with Catesby and two other men in the Duck and Drake pub in London. They all swore an oath of secrecy.

Planning

Robert Catesby owned a house across the river from the Houses of Parliament and this is where they stored the gunpowder.

Thomas Percy, who was another plotter, arranged to rent a house very near the House of Lords. This meant the plotters could dig a tunnel from his house right underneath the building.

Thomas Percy managed to rent a vault, which was like a cellar, right under the House of Lords. This meant they no longer had to dig a tunnel. Under the cover of darkness, Guy Fawkes began hiding the barrels of gunpowder in the vault.

The Anonymous Letter

Lord Monteagle was due to attend the opening of parliament on 5th November. He received an anonymous letter, which warned him not to go to the ceremony.


Robert Catesby accused one of the plotters of sending the letter but he denied it. Some of his co-conspirators did try to persuade Catesby to give up on the plan, but he refused.

The king was shown the letter, who immediately ordered an investigation. The House of Lords was searched and there in the vault was Guy Fawkes with 36 barrels of gunpowder and matches in his possession.

The End of the Plot

Most of the other plotters escaped to the Midlands. Catesby, Percy and the Wright brothers were killed in a gunfight. The rest were wounded but captured and taken to the Tower of London. They were later executed.

Fawkes was arrested and questioned under extreme torture. It took two days for him to eventually confess and give the names of the other men involved. Eventually, he was also executed.



The Gunpowder Plot Questions

1. In your own words, explain what the Gunpowder Plot was aiming to achieve.

2. Why did the Catholics not like King James I? Explain your answer.

3. When did Robert Catesby first tell others about his idea?

4. What does 'replant the Catholic faith' mean?

5. Why did the Spanish not agree to help with the plot?

6. Why do you think Catesby's men 'swore an oath to secrecy'?

7. How did the practical arrangements of the plan change?

8. Why do you think the barrels of gunpowder were hidden 'under the cover of darkness'?

9. Why do you think the letter to Lord Monteagle was sent anonymously?

10. Explain in your own words, why you think Catesby would not be persuaded to give up on his plan.

11. What made Guy Fawkes look guilty when he was found in the vault?

12. Why do you think that Fawkes did not confess straight away?

Continue reading your own book afterwards. Remember to read out to an adult.

Phonics focus this week: common exception words

Watch this clip to support learning

<https://www.youtube.com/watch?v=kq4rDi2CigU&t=31s>

Maths

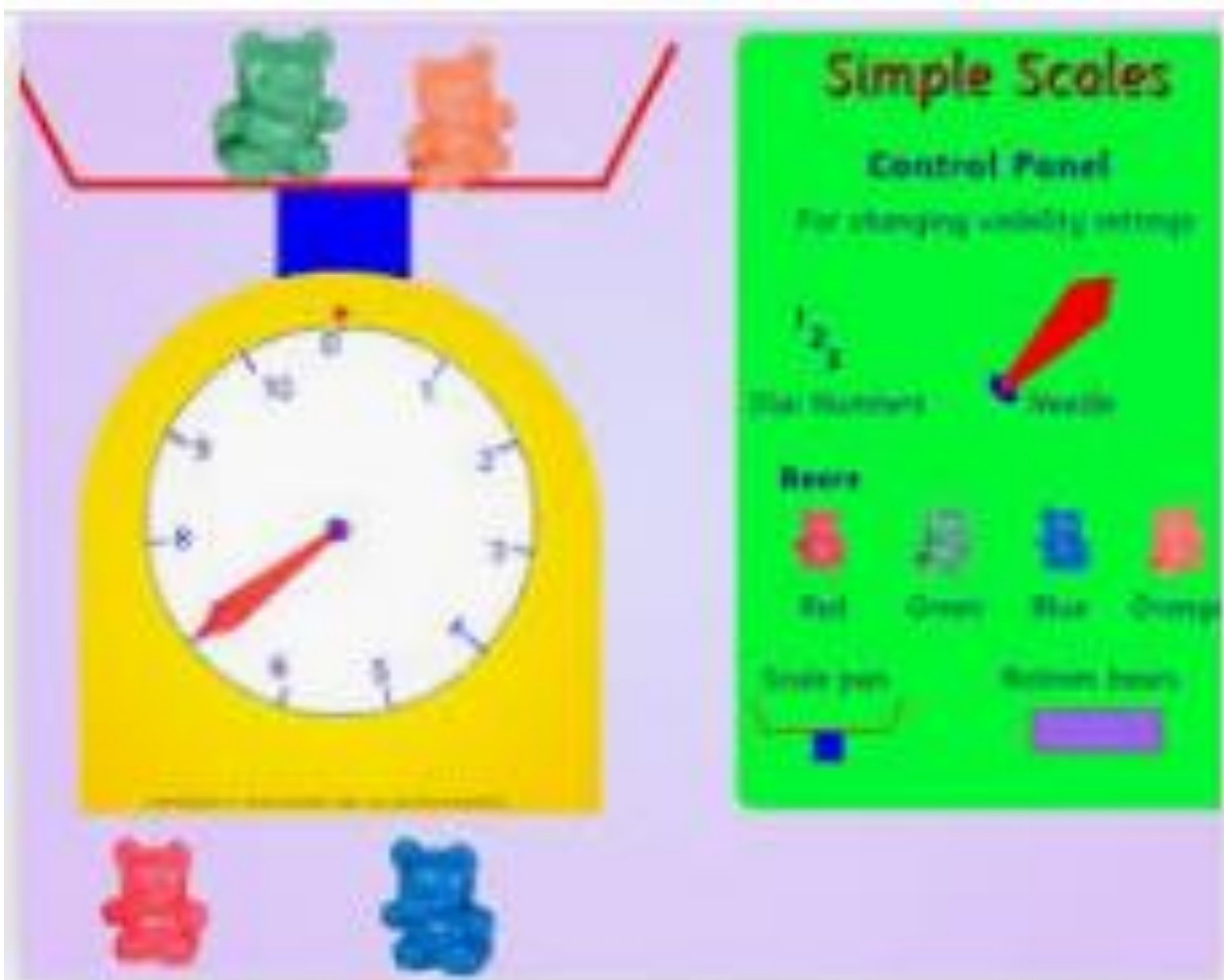
Unit 14 Weight, volume and temperature

This unit builds upon the previous work children have done on mass, volume and capacity in Year 1, and the work using standard units of measure for length and height in Year 2 Unit 8. It also builds upon children's ability to count in steps of 2, 5 and 10 covered in Units 5 and 6 in Year 2. This unit also develops the reasoning skills that children have acquired throughout the year. Before they start this unit, it is expected that children: know how to count in steps of 2, 5 and 10, understand the concept of measuring mass, capacity and volume using non-standard units and know how to read basic scales.

Key vocabulary: balance, comparing, estimating, reasoning, accurately, total, scale, interval 100s, 100, 200, 300, 400, 500, 600, 700, 800, 900, 1,000 mass, weight, grams (g), kilograms (kg), kilos volume, capacity, millilitres (ml), litres (l) temperature, thermometer, degrees Celsius ($^{\circ}\text{C}$) more than, ($>$), less than ($<$), identical ($=$), divide (\div), heavier, heaviest, lighter, lightest, greater, greatest, least, smaller, smallest, full, half, three quarters, quarter, nearest to, X times as much hotter, hottest, warmer, warmest, colder, coldest, cooler, coolest.

Watch the following clip to support learning:

<https://www.youtube.com/watch?v=pEot9b07lnk>



Unit 14

Weight, volume and temperature



In this unit we will ...

- ⚡ Compare and measure mass
- ⚡ Compare and measure volume
- ⚡ Measure temperature
- ⚡ Read a thermometer

We will use $<$ and $>$ to compare.
Which would you use to
complete this sentence?

Watermelon apple





We will need some maths words.
Which of these have you heard before?

mass balance weighing scales
grams, g kilograms, kg
litres, l millilitres, ml volume capacity
temperature thermometer
degrees Celsius, °C estimate
approximation

We will use different things to
measure. Have you used any of
these? Can you match the names?



thermometer
balance scale
measuring jug
weighing scale



Unit 14 Weight, volume and temperature

Lesson 1 – Comparing mass!


In this lesson, children will use balance scales to compare the mass of two or more objects, and use chains of reasoning to order the mass of more than two objects.

Unit 14: Weight, volume and temperature, Lesson 1

Comparing mass

Discover



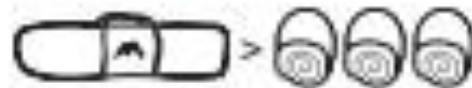
- 1** a) How can you find out what each person should carry?
- b) 1  has the same **mass** as 2 .
- What is the mass of 3  in bottles?

Share

You should use a balance to be exact when comparing mass.



a)



We know the heaviest, but we don't know which is **lightest** yet.






I remember that we can use $>$ to mean **heavier than**, and $<$ to mean **lighter than**.




b)



3  have the same mass as 3 lots of 2  which is 6 .

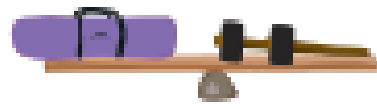

Think together

1 Put the torch, mallet and tent in order of mass.



_____ < _____ , _____ < _____
_____ > _____ , _____ > _____

2



The  has the same mass as 10 .

Write the mass of the other items in .

a)   

b)   

CHALLENGE

3 Another family go camping.

Molly says, 'My bag is twice as heavy as a tent.'

Jack says, 'My bag is half as heavy as Molly's.'

Dad says, 'My bag is five times as heavy as Molly's.'

a) Whose bag is heaviest?

_____ 's bag is heaviest.

b) Whose bag is lightest?

_____ 's bag is lightest.

I wonder how
many tents
balance each bag.



Now complete pages 87-89 in your power maths 2C books.

Tuesday and Thursday: Go on the Mathletics website to complete the tasks that have been set.

<https://www.mathletics.com/uk/>

Weekly Spellings

Revise these common exception words over the week to be tested on them on Friday.

(See word list below)

1. gold
2. fast
3. class
4. path
5. who
6. whole
7. many
8. busy
9. Christmas
10. beautiful
11. because
12. should

Foundation Subjects Work (for the week)

Review of Year 2

Your task for this week on Purple Mash is to write a review of year 2. Please include two things you really enjoyed and the reasons why. Two things you found hard but got there in the end! Think about two things you would do differently and two things you would change. You could also include some things you are looking forward to in year 3!



**REVIEW OF
THE YEAR**

Diary

Write a diary of what work and activities you did today. Remember to include your emotions and opinions.

