



Welcome to Year 1

Ms Bellini and Miss Moore

Miss Ahmad and Miss Qassem



Welcome to Year 1

- Daily routines
- Behaviour
- Curriculum
- Reading
- Key Facts in Maths
- Days for the Diary
- Things to Remember



Daily Routines

- Lining up
- Handwashing
- Play times
- Lunch time



Behaviour

- Stay on Green
- House points
- Marble jar
- Star of the week




Curriculum

- Transition from Reception to Year 1
- Subjects
- Music



Reading

- Reading Books
- Reading Record Books
- Phonics



Maths Key Instant Recall Facts

- Half termly key facts for each year group.
- Autumn 2: Number bonds for each number to 6
- Spring 1: Halves and doubles of numbers to 10
- Spring 2: Number bonds to 10
- Summer 1: Number bonds for each number to 10
- Summer 2: Tell the time to the nearest hour and half hour.



Days for your diary

Library - Thursday

Reading books - Tuesday 1 reading book
Friday 2 reading books

PE - Friday

Things to remember...

- Book Bags with Reading Record Books
- Uniform and Names
- Cereal Boxes






100 Words to Learn





make made came Angry Red A	day they a	we be me see she very people Green Froggy
my by like I'm time Yellow I	so oh don't no old Miss Oh No	into too do you Cool Blue
out down about Brown Owl	when your have could Silent Ghosts	
was the there little some what is said their look come were as saw all looked called are his here her Mrs on of asked Mr	Tricky Witch	
a on him an dad mum in had put it big but if not for at got it's up asked off	and will can will this from that help them back then went with just children	Black Cats

A a a-e ay ai ei eigh ea ey	E e y ee ea ie ey e-e i-e	I i i-e y igh ie y-e	O o o-e oa ow oe ou	U u u-e ew ue eu
OO u o u-e oo ew ue ou ui o-e eu	OW ow ou	silent ea ve wh tch wr kn gn mb wh ore	tricky ar er ir w-or (er) oo o (u) oy oi air ear aw au ear ure	g dge (j) c (s) le el al il (ul) al (or) ti (sh) w-a (o) w-ar (or) s(zsh)
a b bb c ck k d e f ff ph	g h i y j l ll m mm	n nn o p pp qu r rr s ss t tt	u v w x z zz ng	nk ch sh st th th or ur





Tricky Words PHASE 2

 go no	 I
to into 	the 

Tricky Words PHASE 3

 we be me he she	my 
 they	was her all 

Tricky Words PHASE 5

 oh	 could	 people
their	Mr Mrs	called asked looked 

Penpals: Example Letter formation before joining.

Bold dot indicates the starting point for forming each letter.

a b c d e f g h i j k l
m n o p q r s t u v w
x y z

Any Questions

