

Good Morning Reception Paris and Reception France,




We hope you are all well and enjoyed your weekend. It has been lovely to see lots of you back at school – we missed you!


This week we have a new book for you to read and listen to. It is called ‘Polar Bear Polar Bear, What Do You Hear?’ Have you read this book before? In maths, we will be learning about measure. We also have some new exciting activities for you to try and a new Purple Mash task that we are sure you will love!

Have a wonderful week.

Miss O’Sullivan and Miss Mulry

	<u>Phonics</u>	<u>English</u>	<u>Maths</u>	<u>Physical</u>
1	<p><u>Review phase 3 sounds</u></p> <p>Parents and carers, the children have been given all their Reception phonic sounds. Please now revise sounds your child finds tricky, especially – igh, er, ure, air, ear. When you say them, can they write them? When you write them, can they say the sound? Use this link to support https://www.ictgames.com/mobilePage/forestPhonics/index.html</p>	<p><u>Polar Bear Polar Bear, What Do You Hear?</u></p> <p>Do you have this book at home? Read it with your parent or carer, or listen to it being read here – https://www.youtube.com/watch?v=eHoGdGokXfc</p> <p>Go on a nature walk or sit in your garden and listen for all the sounds you can hear. In your <u>red book</u>, write some sentences about what you have heard. Try to include some tricky words and remember your finger spaces!</p>	<p><u>Lego Lengths</u></p> <p>With a partner, use some Lego to build a tower each. How long is your tower? Whose tower has more cubes? Whose tower is longer/shorter?</p>	<p><u>Joe Wicks Live</u></p> <p>Join in with Joe Wicks (first 10-15 minutes) to get your hearts racing and your brains thinking (Monday and Wednesday mornings).</p> <p><u>Mirror, Mirror</u></p> <p>In pairs, stand facing each other. Think of an action, show your partner, they must repeat it (they have to be your mirror). Make sure to take turns being the leader.</p>
2	<p><u>Blending words</u></p> <p>Using the pictures below, write matching words on your phoneme frame. Use the ‘ear’ ‘air’ and ‘ure’</p>	<p><u>Letter Formation</u></p> <p>Letters to practise are: q e f</p> <p>q (round her head, up past her earring, down her hair and flick)</p>	<p><u>Order lengths</u></p> <p>Have a look around you home. Can you order three things by their length? Try to use the words</p>	<p><u>Park Adventures</u></p> <p>Go to the park and cycle your bike/scooter/roller blades/skate board/skipping rope. Have some fun and gets lots of fresh air.</p>

	<p>sounds in your words (tear, hair, picture).</p> 	<p>e (lift off the top, scoop out the egg) f (down the stem and draw the leaves)</p> <p>You can practise these in your Penpals book (at school) or on your white board.</p>	<p>'short' 'shorter' 'long' 'longer' 'shortest' 'longest'</p>	<p>Remember to put on sun cream if it's hot!</p> <p><u>Red Light, Green Light</u> (2 player +) Similar to What's the time Mr Wolf? Stand on opposite ends of garden/room. One person is 'It' (facing away from other players) when they say green light the other players can move towards them, when 'It' (spin around) says red light the other players must stop (if a player is still moving they must go back to the start). Keep going until one player gets close to 'It'.</p>
<p>3</p>	<p><u>Tricky Words</u></p> <p>You should now know all your phase 2 and 3 tricky words. Revise the following words and work on the word you find the most tricky.</p> <p>I, no, go, to, the, into, he, she, me, we, be, are, was, my, you, they, her, all</p> <p>Practise writing all these tricky words correctly.</p>	<p><u>Reading</u></p> <p>Log onto Oxford Reading Tree. Have a go at reading the following book (yellow band). You can also listen to the story being read by pressing the audio button.</p> 	<p><u>Treasure hunt</u></p>  <p>Find some things that are longer or shorter than each other e.g. sticks, flowers, caterpillars, feathers, etc.</p>	
<p>4</p>	<p><u>Tricky Words</u></p> <p>Challenge How many of your tricky words can you write in one sentence? Make some sentences with all of the tricky words above.</p>	<p><u>Letter Formation</u></p> <p>The letters to practise are: v w x</p> <p>v (down a wing, up a wing) w (down, up, down, up) x (down the arm and leg, repeat the other side)</p>	<p><u>The Polar Bear Length Song</u></p> <p>https://www.youtube.com/watch?v=anbimcl5nLw</p>	

	e.g. They went to the shop and saw her with all the dogs.			
5	<p><u>Phonics Bingo</u></p> <p>Play a game of phonics bingo with your parents or siblings. You can use this link to have an interactive game. https://www.ictgames.com/mobilePage/bingoOriginal/index.html</p> <p>You can choose the sounds you wish to practise a little more!</p>	<p><u>Reading</u></p> <p>Log onto Oxford Reading Tree. Have a go at reading the following book. You can also listen to the story being read by pressing the audio button.</p> 	<p><u>School Jam</u></p> <p>Log into School Jam to complete this week's activity about measure.</p> <p>Measure Freeze 1 game – use this game to practise what you have learned about length this week.</p>	

Topic and creative work

* Polar Bears live in the Arctic. It is very cold there. Use this link to the National Geographic Kids website to find out some facts about polar bears.
<https://www.natgeokids.com/uk/discover/animals/general-animals/polar-bear-facts/> One of the most interesting facts we found out is that a polar bear can weigh up to 680kg which is the same as a male cow!

* We have set you a new Purple Mash task about summer. Can you give it a go? <https://www.purplemash.com/sch/princessfrederica>

* Make a paper polar bear - you can use rolled up paper or an empty toilet roll.

OR

* Using your white Lego pieces, have a go at making a Lego polar bear.



Reception home learning 29nd -3rd July