



HOME LEARNING

Reception

25/02/21

Morning Message

Good morning,

We hope you all are having a great week back! Today you will need to join your French lesson at 11am so please make sure to login live at this time.

Today's live sessions will happen at 10am (phonics), 11am (French), 1pm (maths) and 3pm (story).


Phonics - You will need paper and a pencil for writing words and sentences today.

French - You just need to bring yourself and your listening ears.

Maths - Today you will need to bring some Lego or building blocks, you will be using these to build something and then describing the parts using the key words: *in* or *on*, *under* or *above*, *behind* or *in front of* and *next to*.

Ms Mulry and Ms O'Sullivan

Writing



This week we are reading Cinderella. We have uploaded a copy of the story onto Google Classrooms in case you need it.

Make some stick puppets to retell the story of Cinderella. Make a list of the characters you would like to create.

Reading


Have a go at reading this story. It focuses on the sound **or** which we learned before half term. It is called My Horse Glory.

<https://www.starfall.com/h/ltr-pc-or/my-horse-glory/?sn=ltr-classic>

Phonics

Live session follow up activity:

This week's sound is a Miss **Oh** No sound. We are learning the **oa** digraph.
Can you write words for these images using the new **oa** sound.




Maths


Live session follow up activity:

Complete page 17 in your Power Maths book B. Parents and carers, please ask your child the questions at the bottom of the page to strengthen and deepen their understanding.

Unit 11: Shape and space, Week 8: Spatial awareness

Reflect

Draw the way to the .



Will

Strengthen: Can you trace the way with your finger before you draw? Show me where you need to go down the ladder. Where do you go across?

Deepen: Is there more than one way to get to the tree house? Does Will need to go left or right? Can you give directions to a partner using the key language? Can you design your own tree house and make a route to get there?

17

Challenge: Draw your own tree house or treasure map and make a route to get there.

Physical Development

Play 'Avoid the Shark' game (2 player game):

You will need to tape some paper squares or towels to the floor (like stepping stones). One person plays the shark while the other manoeuvres through the room by only stepping on the stepping stones to get across. Be careful not to wobble or the shark might get you. Reverse roles so each person has a turn to be the shark.

*It's important to tape whatever you use for stepping stones to the floor or the paper may slip when you jump on it.

Topic Work (for the week)

Creative

Task 1

Go into your garden or out for your daily walk and collect some leaves, twigs and flowers. Can you create some nature brushes to paint with?



Task 2

Make up a batch of salt dough using this recipe – <https://www.bbcgoodfood.com/howto/guide/how-make-salt-dough-recipe>. What can you create with it? We love this handprint decoration and these sparkly heart ornaments.



Task 3

Build a bug hotel for the creepy crawlies in your garden. You can make your hotel as simple or as complicated as you like but remember, using a wider variety of materials will attract lots of different types of insects to stay. Take a look at the images below for some inspiration:



Task 4

Collect some pretty flowers from your garden and put them in a cup. Fill it with water and place it in the freezer. Remove the ice block from the cup and explore the flowers as the ice melts.



Task 5

Make some pretend soup with different things you can find in your garden or home. Maybe you could make a flower soup using the flowers from your ice block! What do you think your soup might taste like?

Understanding the World

Usually at school, we would be out in the embankment looking at how the plants and wildlife are changing with the seasons. This week, we are going to learn all about ladybirds.

Task 1

Watch this video showing the life cycle of a ladybird. Parents and carers, please read the text to your child so they can follow along: https://www.youtube.com/watch?v=ws_D5nXOAJg

What an amazing video! We learned so much about ladybirds and we hope you did too. Can you answer any of these questions about what you just watched?

What do the larvae (baby ladybirds) like to eat when they first hatch from the egg?

Do ladybirds have a bright red shell from the start?

Why are ladybirds red?

What does the number of spots on a ladybird tell us?

Task 2

Did you know that ladybirds are a type of minibeast? Go on a minibeast hunt in your garden or local park. Most minibeasts prefer dark, damp spots, so this is a good place to start your hunt. Remember to use your best detective skills to track creatures down:

- Peek under large stones and logs to find woodlice and millipedes.
- Peer into the cracks in tree bark and deadwood to find beetles and spiders.
- Poke your nose into long grass to see ants and grasshoppers.
- Look closely at leaves to discover caterpillars and ladybirds.
- Keep your eyes peeled after rain – can you spot slugs, snails and worms?

Remember to respect the minibeasts by putting them back where you found them and treating them and their homes with care.

Task 3

There are around 5,000 different species of ladybird in the world and in the UK, we have 46 species. Take a look at this ladybird guide:

<https://www.theguardian.com/environment/gallery/2013/jul/22/ladybird-species-harlequin-uk-insects>

Do you recognise any of them? Maybe you have seen some of them before. Go into your garden or out for your daily walk and see if you can spot any of these magnificent creatures.

Task 4

One of our favourite stories is What The Ladybird Heard by Julia Donaldson. Do you have it at home? If so, read it with an adult or sibling. If you don't have the book at home, you can listen to it being read here: <https://www.youtube.com/watch?v=Eu9mPX7DuLA>

We think the ladybird was very clever to come up with such a brilliant plan. Can you remember all of the sounds that the animals make? What sound do you think a ladybird might make? Perhaps you could use the internet to look it up!

Task 5

Can you invent your own insect on Purple Mash? Log in and check your 2Do tasks – we have set you two new activities this week.

Challenge: Using what you have learned this week, can you answer the following questions about insects? You can find the answers below – no peeking!

- How many species of ladybird are there in the world?
- What are the three parts that make up an insect's body?
- How many legs does an insect have?

Answers:

- How many species of ladybird are there in the world? – **5,000**
- What are the three parts that make up an insect's body? – **Head, thorax, abdomen**
- How many legs does an insect have? – **Six**

