



HOME LEARNING

Reception

20/04/20

Morning Message

Good morning,

We hope you all had a fantastic break and enjoyed the beautiful sunshine. Did the Easter bunny come to visit you? We're very excited to start a brand new term together. This week, we will be learning all about the life cycle of a chick and new life in spring. We will also be exploring patterns in maths and practising our reading and phonics, too.

You will notice that there are several Creative and Understanding the World tasks to complete. These will remain the same all week, so you are free to pick and choose the activities you would like to do each day and prepare the resources in advance if necessary.

We hope you have a brilliant Monday and we look forward to seeing what you've been getting up to.

Ms Mulry and Ms O'Sullivan

Today's Picture



Writing

Imagine you can read a tiger's thoughts. Can you draw what might be in each of the tigers' heads? In your red book, write a sentence or two to describe what they are thinking about.

Maybe the tigers have just been on a long walk through the rainforest and saw lots of amazing creatures and plants along the way. Or perhaps they are wondering what to have for dinner – do you know what tigers like to eat?

Reading and Phonics

Reading

Today we would like you to choose a book that you have at home to read with an adult. Take a look at the front cover. Can you read the title? What do you think the story will be about and why?

Parents/carers, please remember to ask your child questions about what they are reading and introduce them to any new vocabulary they may encounter.

Phonics

Today we would like you to focus on the 'ai' sound. Watch this video and try to join in with Geraldine the giraffe - <https://www.youtube.com/watch?v=LnXaN-CvR9s> . Can you think of any words that include the 'ai' sound?


Now watch this video - <https://www.youtube.com/watch?v=JDzpV3jFefs&t=8s> . Can you blend the sounds together to read the words? Parents/carers, mute or pause the video so your child can try to read the words independently.

Can you practise your Set 1 and 2 tricky words? (I, no, go, to, the, into, he, she, me, we, be, was, are)

Challenge: Have a go at writing this sentence on your whiteboard: Dad has a pain.

Maths

Today we are going to be learning about patterns. Take a look at the images below:



What do you notice in each picture?

What is the same about the patterns?

What is different about the patterns?

Can you see any patterns in your home?

Below, we can see a child making a pattern using his body – parents, please act this out by putting your arms up in the air, then out, then up, then out, and so on. Ask your child if they can spot the pattern that you are making and join in. Can they explain the repeating pattern that is taking place? This is called an AB pattern – it's a pattern that has two parts.



Can I join in?




Can you make up some more AB patterns? These could be actions (stand up/sit down, clap hands/stamp foot), words (me/you, yes/no, zip/zap, flip/flap) or sounds (meow/woof, pop/boom, hey/shh).

Physical Development

Gymnastic Challenge Cards

Can you hold your balance for more than 5 seconds?



Gymnastic Challenge Cards

Can you balance on your tiptoes?



Gymnastic Challenge Cards

Can you complete 2 different balances in a row?



Gymnastic Challenge Cards

How high can you raise your leg if you are balancing on the other one?
Can you hold it still?



Topic Work (for the week)

Creative

Task 1

Go into your garden or out for your daily walk and collect some leaves, twigs and flowers. Can you create some nature brushes to paint with?



Task 2

Spring is here! Look outside or go into your garden and draw some of the signs of spring that you can see.

Task 3

Can you make a chick hand puppet like the one below? You can find the instructions here: <https://kidscraftroom.com/handprint-chick-puppets/>



Task 4

Collect some pretty flowers from your garden and put them in a cup. Fill it with water and place it in the freezer. Remove the ice block from the cup and explore the flowers as the ice melts.



Task 5

Make some pretend soup with different things you can find in your garden or home. Maybe you could make a flower soup using the flowers from your ice block! What do you think your soup might taste like?

Understanding the World

Task 1

This week, we will be learning about chicks! What do you already know about chicks and chickens? What would you like to know?

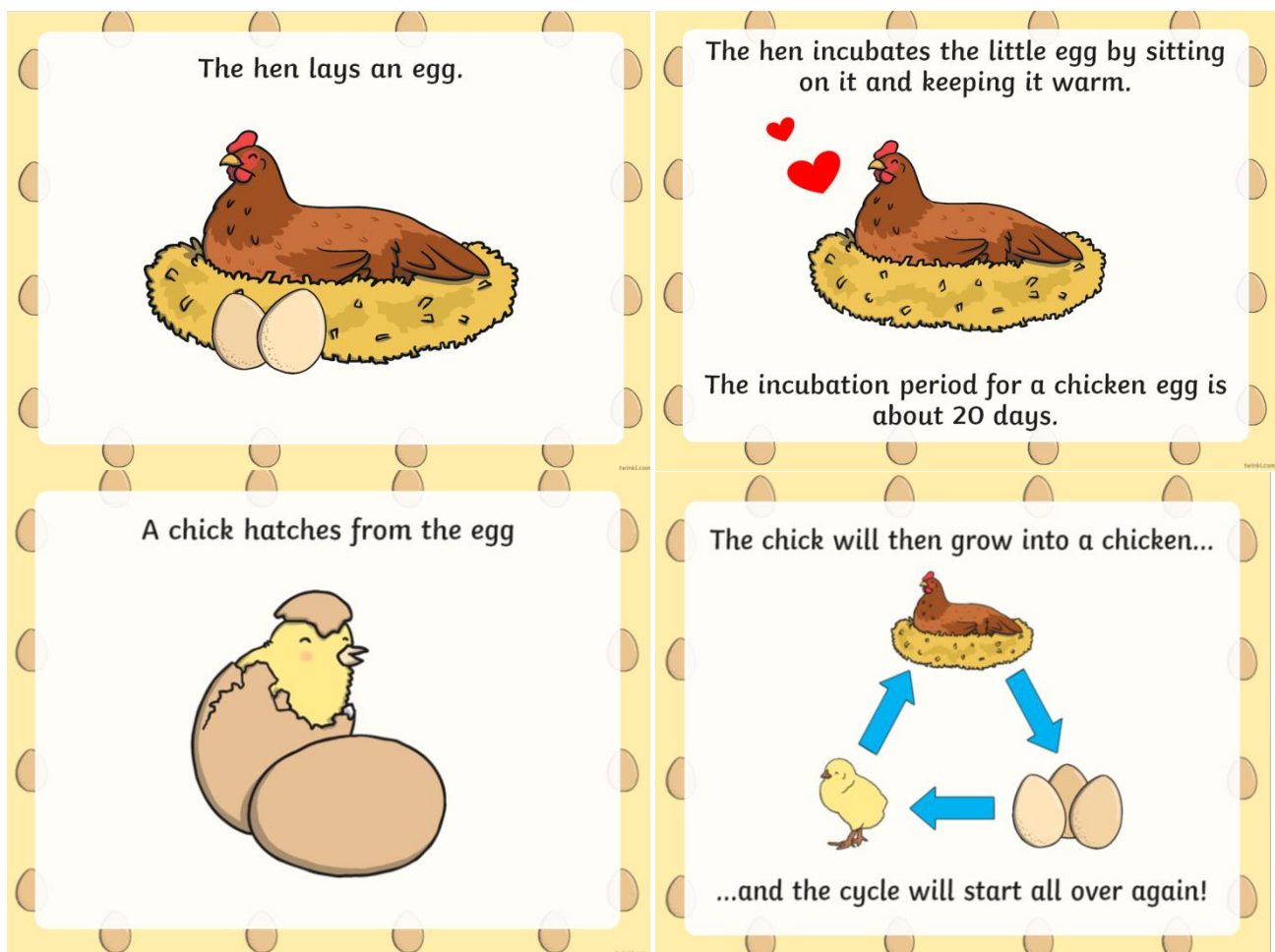
Here are some key words that you will need to know – incubate, hatch, fertilised egg. Can you find out what these words mean?

Task 2

Watch this video of a chick hatching from an egg - <https://www.youtube.com/watch?v=vi8EE90UC3I>
How do you think the chick will change as it grows? How long do you think it will take for the chick to become an adult chicken?

Task 3

Look at the images below explaining the life cycle of a chick and discuss with your parents or siblings:



Do you remember what 'incubate' means?

Why do you think a chicken needs to incubate the egg?

Do you think the chick is able to run around as soon as it hatches from the egg?

Task 4


If possible, print the images and descriptions below. Can you cut them out and match them up correctly? Put them in the correct order to create the life cycle of a chick.




The mother hen lays the egg then sits on it to incubate it. The egg has many tiny holes which lets the air through.




Once hatched, the chick is very tired and wet. As it rests, its feathers dry out and it begins to fluff up.



After 21 days, the chick uses its egg tooth (a small, sharp horn-like bump at the end of its beak) to break through the egg shell. This process is called 'pipping'.



A hen (female) and a cockerel (male) mate and create a fertilised egg.



Soon the chick gets stronger and can stand up and run. The chick then grows up to be either a rooster or a hen.