

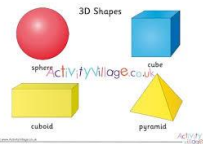




<p>Why are we learning this now ?</p>	<p>Key Texts</p>	<p>What we will learn</p>	
<p>In spring we learn about plant growth because this naturally occurs all around us in our environment. The children will be able to observe and understand what is around them not just at school but at home and in the park.</p> <p>By the end of the Learning Journey, what skills knowledge and experience will the children have had?</p> <p>Knowledge :They will know about what plants need to survive. Be able to discuss different plants and foods and describe the differences.</p> <p>Skills: They will know how to discuss sizes and height. They will be able to sequence and draw how a seed grows.</p> <p>Experience: they will have experienced planting a seed, watching a plant grow, watched, looked after and harvested some early crops from the school vegetable garden. They would have prepared and helped cook some sweet and savoury dishes and tasted a variety of foods from around the world.</p>	<p> A squash and a squeeze</p> <p>10 seeds Dr Seuss's ABC Oliver's vegetables The Easter story The growing story My mums fantastic</p> <p> Songs and rhymes</p> <p>Plant a little seed 10 currant buns</p>	<p>Key texts</p>	
<p>Personal Social and emotional Development</p>			<p>How to care for living things both plants and animals. Be able to understand and express what it is to feel happy and sad and know what to do if they feel angry..</p>
<p>Communication and Language</p>			<p>.Be able to talk about what they can see using the correct past and future tenses. Be able to anticipate what comes next in a story.</p>
<p>Fine motor skills</p>			<p>Be able to plant a small seed, use clay to make a model and do simple sewing tasks with a needle and thread.</p>
<p>Gross motor skills</p>			<p>.Improve their ball throwing and catching skills.. Be able to balance along a chain of wooden objects outside. Use the school climbing frames with confidence.. Use the embankment spades to dig a hole.</p>
<p>Literacy</p>			<p>Understand what rhyming is and be able to make up some rhymes of their own. Be able to match some rhyming objects in games and activities with reading books.</p>
<p>Maths</p>			<p>Be able to count to 10 and back down to zero. Be able to collate the correct number of objects to correspond to the number up to 10. Be able to identify and describe the basic 2-D and 3-D shapes, circle, square and triangle. Know what a ruler is for and be able to use them.</p>
<p>Understanding the World</p>			<p>Understand how a seeds grows and what it needs to thrive. Know what spring is and what indicators there are in the environment that show us the season is changing.</p>
<p>Expressive art and design</p>			<p>Continue to develop and strengthen their finger grip and fine motor tool control. Be confident when using scissors</p>



Nursery Learning Journey Overview for topic

Spring 2



and glue, paint and junk modelling to achieve the desired effect.
Use safety knives to cut vegetable and fruit to use in weekly cooking session.
