







## Nursery Knowledge Organiser for spring



Why are we learning this now ?	Key Texts	What we will learn																			
<p>In spring we learnt about eggs and plant growth because this naturally occurs all around us in our environment. The children will be able to observe and understand what is around them not just at school but at home and in the park.</p> <p><b>By the end of the Learning Journey, what skills knowledge and experience will the children have?</b></p> <p><b>Knowledge : they will know about some life-cycles:</b>  <b>caterpillars/beans/potatoes/ladybirds</b></p> <p><b>Skills: They will know how to discuss sizes and height (which is the largest and smallest, which has grown the tallest?)They will be able to sequence pictures of lifecycles and draw how a seed grows.</b></p> <p><b>Experience: they will have experienced planting a seed, watching a plant grow, watched, looked after and harvested some early crops from the school vegetable garden. They would have prepared and helped cook some sweet and savoury dishes and tasted a variety of foods from around the world.</b></p>	<p style="text-align: center;"><b>Key Texts</b></p> <div style="text-align: center;">  </div> <p>The hungry caterpillar            A squash and a squeeze            10 seeds            Stanley's stick            Dr Seuss's ABC            Animal alliteration            Oliver's vegetables            The Easter story            The growing story            My mums fantastic</p> <div style="display: flex; justify-content: space-around;">   </div> <p style="text-align: center;"><b>Songs and rhymes</b></p> <p>Plant a little seed            10 currant buns</p>	<table border="1" style="width: 100%; border-collapse: collapse;"> <tr> <td style="width: 30%;"></td> <td></td> </tr> <tr> <td><b>Personal Social and emotional Development</b></td> <td>How to look after living things such as plants and insects. Be able to understand and express what makes us happy and sad and what to do if we are feeling angry.</td> </tr> <tr> <td><b>Communication and Language</b></td> <td>Be able to talk about what they can see using the correct past and future tense. Be able to anticipate what may happen next in a story.</td> </tr> <tr> <td><b>Fine motor skills</b></td> <td>Be able to use clay to make a small model and needle and thread to sew simple pictures.</td> </tr> <tr> <td><b>Gross motor skills</b></td> <td>Improve their throwing and catching of a ball. Be able to balance along a chain of wooden objects outside. Use the school climbing frames with confidence. Use the embankment spades to dig a hole.</td> </tr> <tr> <td><b>Literacy</b></td> <td>Understand What alliteration is and be able to make up simple alliteration sentences with their own names. Be able to match rhyming objects in a simple activity choose objects that begin with the same letter sound.</td> </tr> <tr> <td><b>Maths</b></td> <td>Be able to count up to 10 and back down to zero. Be able to collate the correct number of objects for each of the numbers up to 10. Be able to identify and draw some of the basic 1-D shapes- square, circle, rectangle and triangle. Be able to name and identify some 3-D shapes Know what is a ruler is for and how to use them</td> </tr> <tr> <td><b>Understanding the World</b></td> <td>Understand how a seed is planted and what it needs to grow. Understand what an egg is and how many different animals lay and look after their eggs. Know what the season Spring means-what signs in nature show us that spring is here.</td> </tr> <tr> <td><b>Expressive art and design</b></td> <td>Continue to improve their pen and pencil use developing their observations of the world into recognisable drawn images. Be able to use scissors to cut paper shapes , pieces of string . Use safety knives to cut vegetable and fruit to us ein cooking session.</td> </tr> </table>			<b>Personal Social and emotional Development</b>	How to look after living things such as plants and insects. Be able to understand and express what makes us happy and sad and what to do if we are feeling angry.	<b>Communication and Language</b>	Be able to talk about what they can see using the correct past and future tense. Be able to anticipate what may happen next in a story.	<b>Fine motor skills</b>	Be able to use clay to make a small model and needle and thread to sew simple pictures.	<b>Gross motor skills</b>	Improve their throwing and catching of a ball. Be able to balance along a chain of wooden objects outside. Use the school climbing frames with confidence. Use the embankment spades to dig a hole.	<b>Literacy</b>	Understand What alliteration is and be able to make up simple alliteration sentences with their own names. Be able to match rhyming objects in a simple activity choose objects that begin with the same letter sound.	<b>Maths</b>	Be able to count up to 10 and back down to zero. Be able to collate the correct number of objects for each of the numbers up to 10. Be able to identify and draw some of the basic 1-D shapes- square, circle, rectangle and triangle. Be able to name and identify some 3-D shapes Know what is a ruler is for and how to use them	<b>Understanding the World</b>	Understand how a seed is planted and what it needs to grow. Understand what an egg is and how many different animals lay and look after their eggs. Know what the season Spring means-what signs in nature show us that spring is here.	<b>Expressive art and design</b>	Continue to improve their pen and pencil use developing their observations of the world into recognisable drawn images. Be able to use scissors to cut paper shapes , pieces of string . Use safety knives to cut vegetable and fruit to us ein cooking session.	
<b>Personal Social and emotional Development</b>	How to look after living things such as plants and insects. Be able to understand and express what makes us happy and sad and what to do if we are feeling angry.																				
<b>Communication and Language</b>	Be able to talk about what they can see using the correct past and future tense. Be able to anticipate what may happen next in a story.																				
<b>Fine motor skills</b>	Be able to use clay to make a small model and needle and thread to sew simple pictures.																				
<b>Gross motor skills</b>	Improve their throwing and catching of a ball. Be able to balance along a chain of wooden objects outside. Use the school climbing frames with confidence. Use the embankment spades to dig a hole.																				
<b>Literacy</b>	Understand What alliteration is and be able to make up simple alliteration sentences with their own names. Be able to match rhyming objects in a simple activity choose objects that begin with the same letter sound.																				
<b>Maths</b>	Be able to count up to 10 and back down to zero. Be able to collate the correct number of objects for each of the numbers up to 10. Be able to identify and draw some of the basic 1-D shapes- square, circle, rectangle and triangle. Be able to name and identify some 3-D shapes Know what is a ruler is for and how to use them																				
<b>Understanding the World</b>	Understand how a seed is planted and what it needs to grow. Understand what an egg is and how many different animals lay and look after their eggs. Know what the season Spring means-what signs in nature show us that spring is here.																				
<b>Expressive art and design</b>	Continue to improve their pen and pencil use developing their observations of the world into recognisable drawn images. Be able to use scissors to cut paper shapes , pieces of string . Use safety knives to cut vegetable and fruit to us ein cooking session.																				



## Nursery Knowledge Organiser for spring

