

Parents Workshop October 2017

Early Reading and
Writing in the EYFS





Aims

- Share the reading and writing expectations for Reception.
- Explain how we teach early reading and writing skills.
- Share some ideas of how to support and encourage early reading and writing skills with your child(ren).
- Questions at the end.







Reading Expectations for EYFS



- Rhyming
 - Initial sounds.
 - Segment and blend sounds.
 - Link sounds to letters.
 - Know the names and sounds of each of the letters of the alphabet.
 - Read words and simple sentences.
 - Extend vocabulary through reading.
 - Enjoy a range of books.
 - **Early Learning Goal: Children read and understand simple sentences. They use phonic knowledge to decode regular words and read them aloud accurately. They also read some common irregular words. They demonstrate understanding when talking with others about what they have read.**
- 
- 
- 
- 







Writing Expectations for EYFS

- Explore mark making.
 - Write their own name.
 - Use some clearly identifiable letters.
 - Break speech into words.
 - Write labels and captions.
 - Write short sentences in meaningful contexts.
 - Continue a rhyming string.
 - **Early Learning Goal: Children use their phonic knowledge to write words in ways which match their spoken sounds. They also write some irregular common words. They write simple sentences which can be read by themselves and others. Some words are spelt correctly and others are phonetically plausible.**
- 
- 
- 
- 



How we teach early reading skills



- Book corner.
 - School library visits (Mondays).
 - Daily story time.
 - Literacy focus around stories or non-fiction books, including shared reading.
 - Daily phonics sessions in reception.
 - Blending and segmenting.
 - Sound buttons.
 - Classroom environment.
 - Weekly individual reading in reception.
- 
- 
- 
- 

How we teach phonics skills

Letters and Sounds programme
- phonics resource in 6 phases.
Jolly phonics –songs and actions

What is a phoneme?

It's a unit of sound.

How many sounds in cat?

C A T









The first sounds...

s a t p – week 1

i n m d – week 2

Make as many words as you can
from these sounds, with 2 or 3
phonemes.



- Making words
- Once children know these sounds we can start making words.

- **sat**
- **pin**
- **nip**
- **sit**
- **pit**
- **pat**
- **pip**
- **sip**



WHAT DOES A PHONICS LESSON LOOK LIKE?

Revisit/Review	Flashcards to practice phonemes learnt so far
Teach	Teach new phoneme: sh
Practice	Buried treasure: shop. ship, shark, shut
Apply	Read captions: The shop is shut The shark is under the sea.

SEGMENTING

Breaking down words for spelling.

cat

c a t
o o o



BLENDING

Building words from phonemes
to read.



c a t
○ ○ ○

cat

Where it gets a bit tricky...

There are 42 phonemes to teach in total.
Some of these phonemes are made up of more than one
letter including...


ai as in rain

oa as in boat

sh as in shop



What we want you to do...



Be a robot!



Letter Formation Practice Sheet

a b c d e f g h i



j k l m n o p q r



s t u v w x y z





Thank you.

**We want to work together to provide the
best learning for your child.**

Questions?

